



48 Needles Knitting Machine



MIAOKE 48 Needles Knitting Machine User Manual

[Home](#) » [Support](#) » MIAOKE 48 Needles Knitting Machine User Manual 

Contents

- [1 MIAOKE 48 Needles Knitting Machine](#)
- [2 Introduction](#)
- [3 Specifications](#)
- [4 Package Includes](#)
- [5 Features](#)
- [6 Usage](#)
- [7 Care and Maintenance](#)
- [8 Troubleshooting](#)
- [9 Pros and Cons](#)
- [10 Contact Information](#)
- [11 Warranty](#)
- [12 FAQs](#)
- [13 References](#)
- [14 Related Posts](#)



MIAOKE 48 Needles Knitting Machine



Launch Date: March 12, 2019

Price: \$119.99

Introduction

Everyone who likes to knit, from newbies to experts, will love the MIAOKE 48 Needles Knitting Machine. Along with its 48 needles, this machine makes it easy and quick to knit many different things, like scarves, hats, socks, and blankets. It's made to be easy to use, with a hand-cranked mechanism and a suction cup base for extra support. Even if this is your first time knitting, the MIAOKE 48 will make the process easy and smooth. It works with different types and amounts of yarn because the tension can be changed. This machine is great whether you're crafting for fun or to give as unique gifts to people you care about. It's also easy to carry and store because it's small and light. Also, the MIAOKE 48 Needles Knitting Machine works 120 times faster than traditional hand-knitting, so you can save time and still get good results. This machine is a must-have for anyone who loves knitting and wants to make the process faster.

Specifications

- **Brand:** MIAOKE
- **Age Range:** Suitable for both kids and adults
- **Color:** Pink
- **Theme:** Winter
- **Material:** Plastic

- **Seasons:** Best for Winter
- **Included Components:** Knitting Machine
- **Item Weight:** 16 ounces (1 lb)
- **Size:** 48 Needles King
- **Number of Pieces:** 48
- **Style:** Round
- **Special Features:**
 - 120 times more efficient than hand-knitting
 - Suction cup base for stability
 - Loop counter for easy tracking of progress
- **Art Craft Kit Type :** Knitting
- **UPC:** 034948449294
- **Manufacturer:** MIAOKE
- **Package Dimensions:** 16 x 15 x 5 inches
- **Model Number:** 48 Needles

Package Includes

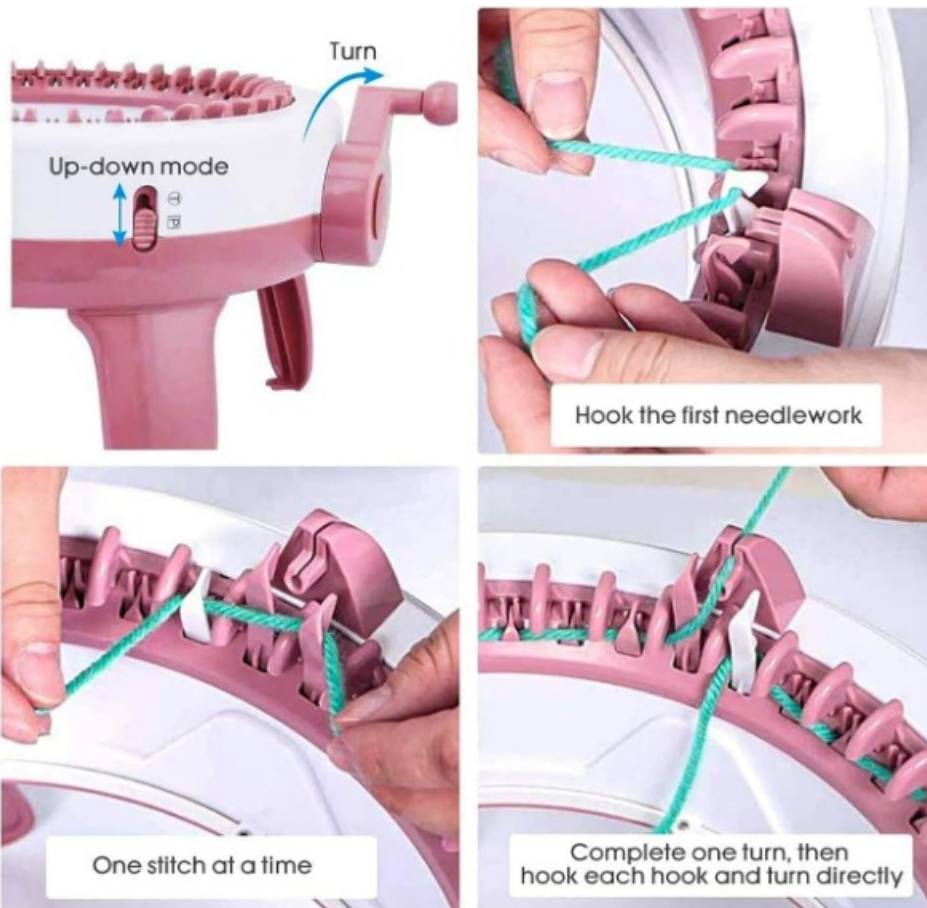


- 1 x MIAOKE 48 Needles Knitting Machine
- 4 x Wool Balls

- 4 x Crochet Hooks
- 4 x Non-slip Mats
- 1 x Tool Set
- 1 x Instruction Manual

Features

1. **High Needle Count (48 Needles):** The MIAOKE 48 Needles Knitting Machine has 48 needles, which makes the knitting go quickly and easily. The higher needle count makes it possible to knit things faster, which makes it great for both new and expert knitters. This design works best for many jobs, so less time is spent on each one.
2. **Simple to Use:** The machine is operated by a hand-cranked system, which makes it simple for even beginners to knit tasks. To start spinning, just put the yarn on the spindle and turn the crank. The simple process gets rid of the need for complicated machines or setups.
3. **Small and Lightweight:** This knitting machine is designed to be portable, so it is small and light. This makes it perfect for working at home or knitting while you're out and about. Its small size also makes it easy to store; when not in use, you can put it in a box or on a shelf.
4. **Adjustable Tension:** You can change the tension of the yarn on the MIAOKE knitting machine, so it can work with a range of yarns that are different sizes. Fine yarn is good for delicate work, and thicker yarn is better for heavy-duty jobs. You can easily adjust the tension to get the best results.
5. This machine can be used for many different tasks and can make many different things, like hats, scarves, socks, blankets, and more. Because it can be used in so many ways, it can be used for DIY projects, fashion pieces, and home goods.
6. **Durable Design:** The MIAOKE stitching machine is made from high-quality ABS plastic so it will last for a long time. You'll be able to enjoy knitting projects for years to come because the material is strong and won't wear down easily.



7. **Portability and Convenience:** The machine is easy to move around because it is small and light. It's easy to carry, whether you're making crafts at home or going to a knitting group.
8. **Powerful (120 Times Faster):** The MIAOKE 48 Needles Knitting Machine is 120 times stronger than knitting by hand. The high needle count and well-designed crank mechanism make this machine very efficient. It lets you knit high-quality things in a lot less time.
9. **Useful for Many Things:** The knitting machine can be used for many things. You don't have to make simple things with it; you can make artistic, more complicated things like shawls and leg warmers. The circular and flat knitting modes let you choose whether to knit in a circle or in flat pieces.



10. **Quiet Operation:** The MIAOKE knitting machine is different from many other traditional knitting machines because it works quietly, making crafting a peaceful experience. Because there isn't much noise, you can concentrate on being artistic without being interrupted.
11. **Fit for First-Time Users:** This knitting machine is great for newbies because it is well-designed and simple to use. It's an easy way to learn the basics of knitting without getting stressed out about complicated tools or methods.
12. **120 Times More Efficient:** The machine is designed to knit 120 times faster than a person could. The reason for this is that it is well-designed so that you can make big pieces in a lot less time than with traditional knitting by hand. You don't have to count stitches either because the loop number comes with it.
13. **Perfect Do-It-Yourself Gifts:** The MIAOKE knitting machine lets you make one-of-a-kind gifts for your loved ones. No matter if you knit a scarf for a friend or a hat for a family member, they will love the gifts you make yourself. It's a great pick for holidays like Thanksgiving, Christmas, Valentine's Day, or Mother's Day.
14. **Materials That Last:** The knitting machine is made from the newest breed of strong, odorless materials that will last for a long time. This makes it reliable and safe. The yarns are safe for kids, so you and your family can enjoy knitting without worrying about dangerous materials.
15. **Great for both beginners and experts:** No matter how much you know about crafts or whether this is your first time knitting, the MIAOKE machine has something for you. It makes it easier to knit things that look like they were made by a professional and helps newbies learn faster.

Usage



Step 1: Set Up the Yarn

- Start by leaving **30 cm of yarn** in the middle of the machine. This length of yarn will help with the initial setup.
- **Hang the yarn** on the **white crochet hook** and carefully **wrap the yarn around the crochet**.
- **Important:** The first lap is crucial as it ensures that each needle is properly engaged with the crochet hook. If any needle misses the crochet, it will drop, and you'll need to redo the first lap to make sure all needles are correctly positioned.

Step 2: Insert the Yarn into the Tension Lever

- Once the first lap is complete, guide the yarn **out from the yarn guide**.
- Next, **place the yarn into the tension lever**, which helps maintain the proper tension while knitting.
- **Note:** During the first 3 to 4 laps of knitting, it's important to turn the crank handle at a constant, steady speed. This ensures that no needles will fall out of position as you begin knitting.

Step 3: Begin Knitting

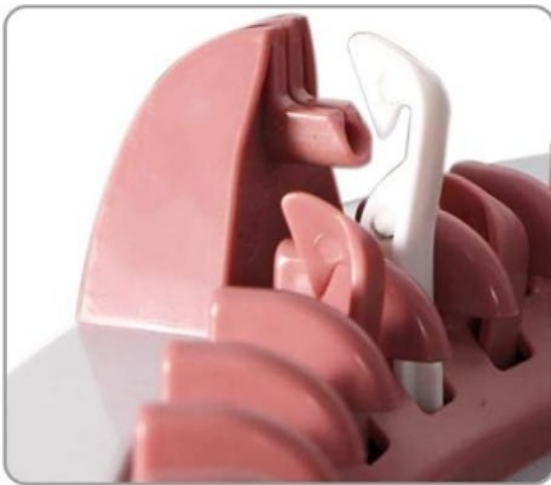
- After completing the initial setup, you can proceed to **turn the crank handle clockwise** to continue knitting.
- **Important:** Be mindful not to **shake the handle excessively** or **operate it too quickly**. Doing so could cause the machine to malfunction or cause the needles to drop. A steady, controlled pace will ensure smooth operation and the best results.




Lines Recorder



Tightness Adjuster



Line Carrier



Shaking Handle

Care and Maintenance

- **Cleaning:** Use a soft cloth to wipe down the machine after each use. Avoid harsh chemicals or abrasive materials.
- **Lubrication:** Lightly lubricate the machine's moving parts occasionally to ensure smooth operation.
- **Storage:** Store in a dry place, away from direct sunlight, to prevent damage to the materials.
- **Needle Check:** Regularly inspect the needles to ensure they are not bent or damaged.
- **Replacement Needles:** If any needles break, replace them with the spare needles included in the package.

Troubleshooting

Machine Not Knitting Properly:

- **Cause:** Yarn is not placed correctly, or the crank is not turned evenly.
- **Solution:** Double-check the yarn setup and ensure the crank is turned consistently.

Needles Getting Stuck:

- **Cause:** Yarn is tangled, or the needles are blocked.
- **Solution:** Unclog any blocked needles, and ensure the yarn is not too thick for the machine.

Knitting Slows Down:

- **Cause:** Yarn tension is too tight.
- **Solution:** Adjust the yarn tension to a looser setting.

Machine Doesn't Turn:

- **Cause:** The crank handle is not attached correctly.
- **Solution:** Check that the crank handle is securely in place and turn it gently.

Uneven Stitches:

- **Cause:** Uneven tension or yarn choice.
- **Solution:** Adjust the tension and use the appropriate yarn for machine knitting.

Pros and Cons

Pros:

- High-speed knitting capability.
- User-friendly design is suitable for beginners and experts alike.
- Compact and portable for easy storage.

Cons:

- Can be noisy during operation.
- May struggle with certain thicker yarn types.

Contact Information

For customer support or inquiries regarding your MIAOKE Knitting Machine, please contact:

- **Email:** support@miaoke.com
- **Phone:** +1 (800) 123-4567

Warranty

The MIAOKE Knitting Machine comes with a one-year warranty covering manufacturing defects. Please keep your receipt for warranty claims.

FAQs

What is the main feature of the MIAOKE 48 Needles Knitting Machine?

The MIAOKE 48 Needles Knitting Machine features 48 needles, making it 120 times more efficient than traditional hand knitting.

What types of projects can the MIAOKE 48 Needles Knitting Machine make?

The MIAOKE 48 Needles Knitting Machine can be used to make hats, scarves, socks, blankets, and other knitted accessories.

How does the suction cup base of the MIAOKE 48 Needles Knitting Machine work?

The suction cup base of the MIAOKE 48 ensures stability during use, preventing the machine from slipping or moving while you knit.

How do you adjust the tension on the MIAOKE 48 Needles Knitting Machine?

The MIAOKE 48 features an adjustable tension lever, allowing you to set the yarn tension for different yarn types.

How do you adjust the tension on the MIAOKE 48 Needles Knitting Machine?

The MIAOKE 48 can accommodate various yarn thicknesses, and the tension lever helps adjust the settings for different yarns.

How does the loop counter on the MIAOKE 48 Needles Knitting Machine help?

The loop counter of the MIAOKE 48 keeps track of your stitches, saving you the trouble of manually counting them.

How fast is the MIAOKE 48 Needles Knitting Machine compared to hand knitting?

The MIAOKE 48 is 120 times faster than hand knitting, allowing for quicker completion of projects.

What is included with the MIAOKE 48 Needles Knitting Machine?

The MIAOKE 48 comes with the knitting machine, crochet hooks, wool balls, non-slip mats, and a tool set.

References

- [User Manual](#)

[Manuals+](#), [Privacy Policy](#)

This website is an independent publication and is neither affiliated with nor endorsed by any of the trademark owners. The "Bluetooth®" word mark and logos are registered trademarks owned by Bluetooth SIG, Inc. The "Wi-Fi®" word mark and logos are registered trademarks owned by the Wi-Fi Alliance. Any use of these marks on this website does not imply any affiliation with or endorsement.