



---

[Home](#) » [Support](#) » **MESCOMB D006 1-Inch Rotating Curling Iron User Manual** 

## **Contents** [ [hide](#) ]

- [1 MESCOMB D006 1-Inch Rotating Curling Iron](#)
- [2 INTRODUCTION](#)
- [3 SPECIFICATIONS](#)
- [4 WHAT'S IN THE BOX](#)
- [5 FEATURES](#)
- [6 SETUP GUIDE](#)
- [7 CARE & MAINTENANCE](#)
- [8 TROUBLESHOOTING](#)
- [9 PROS & CONS](#)
- [10 WARRANTY](#)
- [11 FREQUENTLY ASKED QUESTIONS](#)
- [12 VIDEO – PRODUCT OVERVIEW](#)
- [13 References](#)

# MESCOMB

## **MESCOMB D006 1-Inch Rotating Curling Iron**



## INTRODUCTION

A multipurpose hair styling tool, the MESCOMB D006 1-Inch Rotating Curling Iron creates effortless beachy waves with salon-caliber accuracy. Launched in 2024 by MESCOMB, a brand known for inexpensive yet innovative beauty tools, this automatic curling iron is excellent for all hair types—straight, wavy, thick, or thin. With a ceramic barrel, dual-directional spinning, and 20 temperature settings ranging from 250°F to 450°F, it is incredibly affordable at only **\$30.50**. It can produce curls in as short as 10 seconds and just takes 30 seconds to heat up. Both domestic and international use are guaranteed by the dual voltage capability (100V–240V). With a cool tip, heat-resistant glove, and 60-minute auto shut-off, safety is also a top concern. For contemporary women who appreciate speed, safety, and style, the D006 is more than simply a tool; it's the ideal present or everyday necessity.

## SPECIFICATIONS

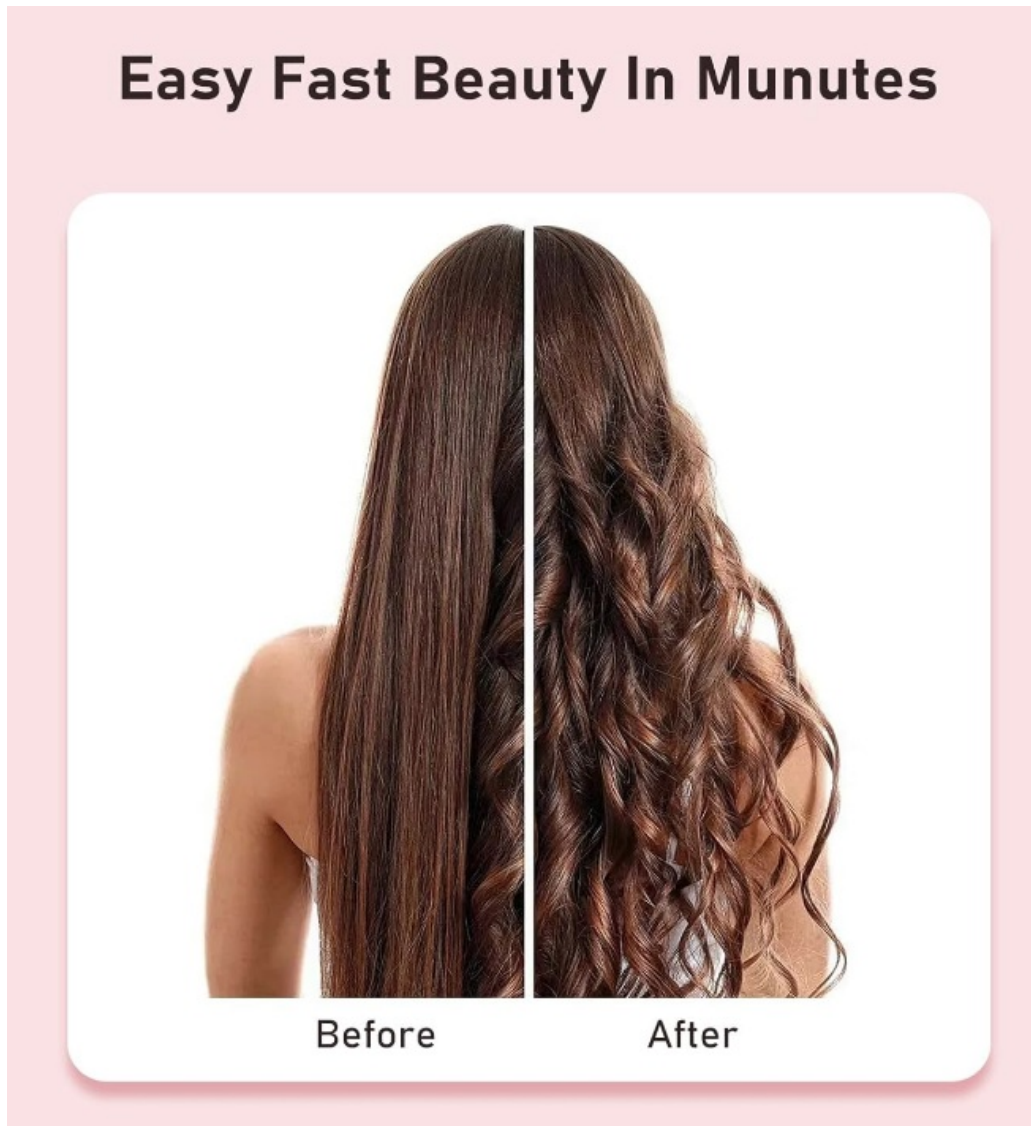
<b>Brand</b>	MESCOMB
<b>Model</b>	D006
<b>Type</b>	1-Inch Automatic Rotating Curling Iron
<b>Heating Time</b>	30 seconds
<b>Temperature Range</b>	250°F – 450°F (20 adjustable settings)
<b>Material</b>	Ceramic with heat-resistant coating
<b>Hair Types</b>	All (Straight, Wavy, Thick, Thin)
<b>Key Functions</b>	Clamp, Auto-Rotate (both directions), Release, HOME Reset button
<b>Design</b>	Lightweight, one-handed use
<b>Curls Style</b>	Long-lasting beachy waves
<b>Safety Features</b>	Cool tip, heat-resistant glove, 60-minute auto shut-off
<b>Power Compatibility</b>	Dual voltage (100V–240V), travel-friendly
<b>Dimensions</b>	12 x 0.75 x 0.75 inches
<b>Weight</b>	1.3 pounds
<b>Ideal Gift</b>	Yes – Christmas packaging and customer support mentioned

## WHAT'S IN THE BOX

- Curling Iron
- User Manual

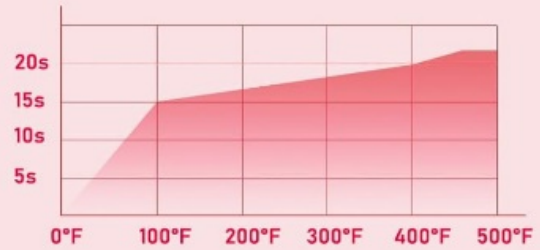
## FEATURES

- **Automatic Curling Function:** Lets you create beachy waves in both directions with simple button controls.
- **Fast Heat-Up Time:** Reaches your desired temperature in just 30 seconds, reducing wait time.



- **Dual Curl Direction:** Easily switch between left and right rotation to style both sides of your hair effortlessly.

**15s Fast-heating**  
**2X Efficient**



**Anti-RollingTip**



**Anti-heat Glove**

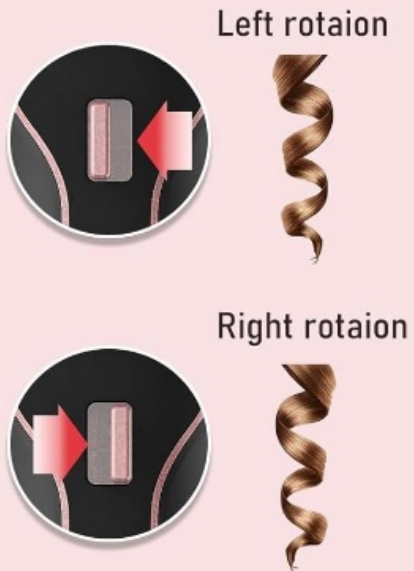


**Anti-scald tip**

- **Lightweight Design:** Built for one-handed use without wrist fatigue, making it perfect for beginners.
- **1-Inch Barrel Size:** Ideal for creating soft, lasting curls and natural-looking waves.
- **Clamp and Auto-Rotate Features:** Securely holds hair while it rotates automatically for hands-free styling.

## Automatic Rotating, Instant Curling

2X Faster



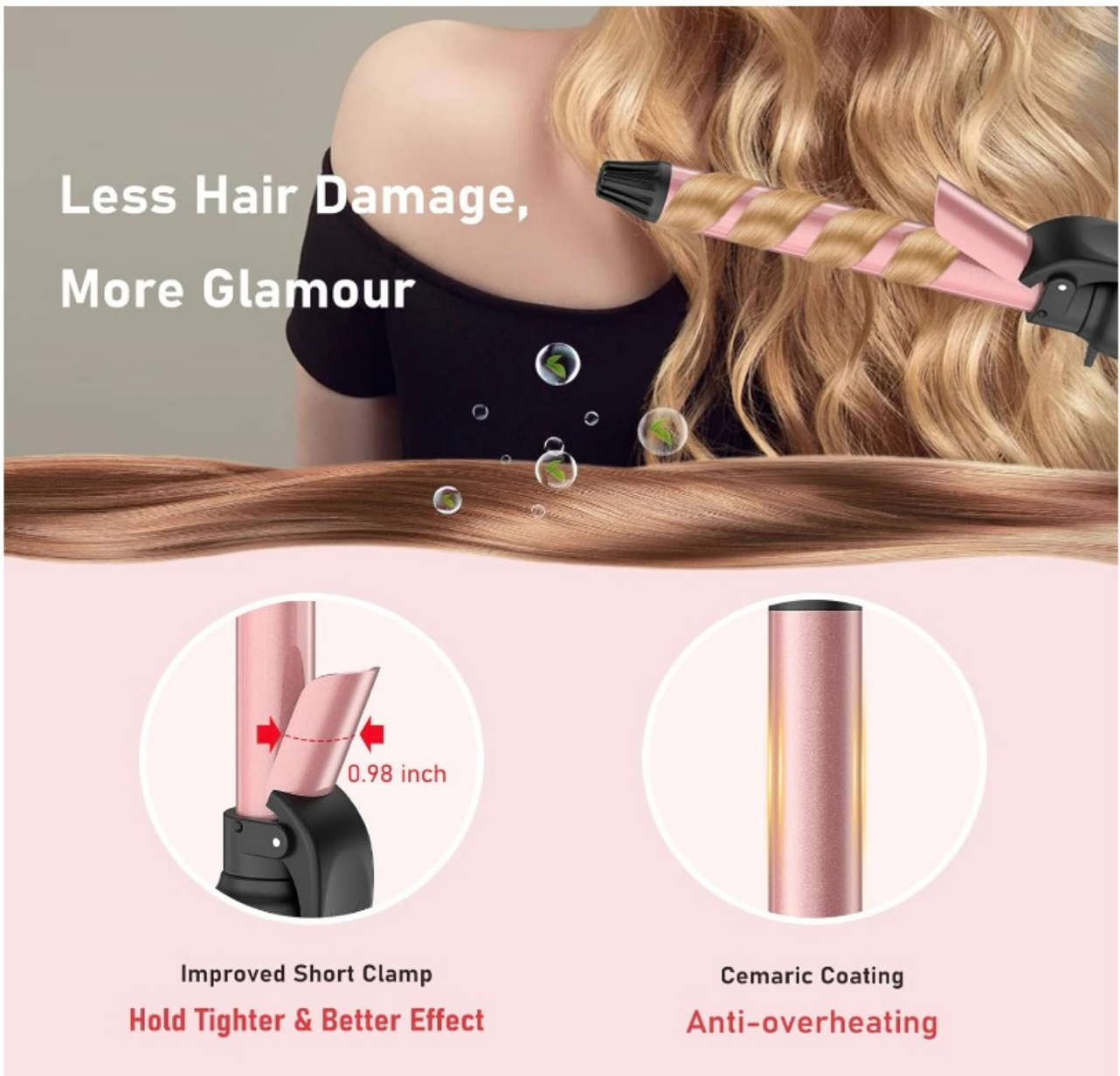
Prevent Mistouches  
Avoid Pushing Hair.



- **Ceramic Coated Barrel:** Distributes heat evenly and helps minimize hair damage and frizz.



**Less Hair Damage,  
More Glamour**



- **20 Temperature Settings:** Adjustable heat from 250°F to 450°F to suit all hair types.



## 20 Adjustable Temps for All Hair Types



**250°F to 320°F**

Soft / Thin Hair



**320°F to 360°F**

Fine Hair



**360°-390°F**

Dyed / Slightly Curly Hair



**390°F to 420°F**

Thick / Wavy / Coarse Hair



**430°-450°F**

Thick Stiff Hair

- **Heat-Resistant Glove:** Keeps your hand protected during styling, especially around high-heat areas.
- **Cool Tip for Safety:** Prevents accidental burns while handling the barrel during use.
- **Auto Shut-Off:** Powers down after 60 minutes for peace of mind if left unattended.
- **Dual Voltage Compatibility:** Operates on 100V–240V, ideal for international travel.
- **LCD Display Screen:** Clearly shows your current heat setting for precise temperature control.
- **Tangle-Free Styling:** Specially designed barrel prevents hair from wrapping incorrectly or tangling.
- **Great Gift Option:** Comes in attractive packaging and is a thoughtful gift for any occasion.

## SETUP GUIDE



- **Unbox Safely:** Remove all packaging and make sure the curler is intact and undamaged.
- **Plug It In:** Connect the curling iron to a compatible power outlet.
- **Choose Your Voltage:** The curler automatically adjusts to voltage when plugged in.
- **Turn On the Device:** Press the power button to start heating.
- **Set Desired Temperature:** Use the +/- buttons to select your preferred heat level.
- **Wait for Heat-Up:** Allow 30 seconds for the barrel to reach temperature.
- **Put on Heat Glove:** Wear the protective glove to avoid burns.
- **Select Curl Direction:** Choose left or right curl using the directional buttons.
- **Clap Hair Ends:** Secure a section of hair in the clamp.
- **Press the rotate Button:** Let the barrel auto-wrap the hair strand.
- **Hold for a Few Seconds:** Allow 8–10 seconds, depending on your hair type.
- **Release the Hair:** Open the clamp and gently slide the curler away.
- **Use Cool Tip to Adjust:** Hold the barrel's tip to maneuver without burning your hand.
- **Repeat As Needed:** Style remaining hair in small sections.
- **Turn Off and Unplug:** Always power off and unplug the curler after use.

## CARE & MAINTENANCE

- **Allow to Cool Fully:** Let the device cool before storing or cleaning.
- **Wipe After Use:** Use a damp cloth to clean the barrel, avoiding water on electrical parts.
- **Avoid Harsh Chemicals:** Do not use alcohol or corrosive cleaners on the surface.
- **Store in a Dry Place:** Keep in a cool, moisture-free area when not in use.
- **Use Original Packaging:** For travel, store in its box or a heat-safe pouch.
- **Do Not Wrap Cord Around Iron:** Avoid damaging the cord by wrapping it tightly.
- **Inspect for Damage:** Regularly check the plug and cord for signs of wear or damage.
- **Use Only as Intended:** Don't use the curler on synthetic hair or extensions not rated for heat.
- **Don't Drop the Device:** Impact can damage the internal mechanism or ceramic coating.
- **Keep Away from Water:** Never use near a bathtub, sink, or other water sources.
- **Avoid Tangled Hair:** Comb your hair thoroughly before using it to prevent snags.
- **Clean Monthly:** Gently wipe down with a cloth and mild soap at least once a month.

- **Avoid Overheating:** Stick to recommended heat settings to protect your hair and device.
- **Let It Cool on a Mat:** Place the hot curler on a heat-resistant mat, not on flammable surfaces.
- **Contact Support If Faulty:** Reach out to the MESCOMB customer service for any performance issues.

## TROUBLESHOOTING

Issue	Possible Cause	Solution
Curling iron not heating up	Power is not connected properly	Ensure the plug is secure and the outlet is functioning
The unit turns off suddenly	Auto shut-off feature after 60 minutes	Turn it back on if more use is needed
Hair getting tangled in the barrel	Improper sectioning or direction	Use smaller sections and correct the rotation setting
Display not visible	LCD screen not illuminated or damaged	Check the brightness or contact customer support
Curl is not forming properly	Incorrect temperature setting	Adjust to suit your hair type
Iron doesn't rotate	CLAMP or AUTO-ROTATE button is not engaged properly	Ensure proper button press and hair placement
Burning smell during use	Residue or hair product on the barrel	Clean the barrel before use
The glove feels too thin	Basic glove provided	Use a thicker heat-resistant glove if needed
Doesn't work internationally	Incorrect voltage setting	Use only in supported voltage (100V-240V) zones

Issue	Possible Cause	Solution
The barrel doesn't reset	HOME button unresponsive	Restart the device or press HOME again after a pause

## PROS & CONS

### Pros

- Quick heat-up and curl in just 10 seconds
- Automatic bi-directional curling prevents tangles
- 20 temperature settings suit all hair types
- Lightweight and one-handed operation
- Travel-ready with dual voltage and safety features

### Cons

- It may take time to master the auto-rotate feature
- Not ideal for ultra-short hair
- No storage pouch included
- LCD may be hard to read in poor lighting
- Slight learning curve for beginners

## WARRANTY

The MESCOMB D006 curling iron comes with a 1-year limited warranty from the date of purchase. This covers manufacturing defects and performance-related issues under normal usage. Customers are advised to retain proof of purchase for warranty claims. For after-sales support, MESCOMB offers prompt service through its Amazon customer care team.

## FREQUENTLY ASKED QUESTIONS

What is the MESCOMB D006 Rotating Curling Iron designed for?

The MESCOMB D006 is designed to create fast, effortless beachy waves using

automatic rotation and ceramic heating technology.

What barrel size does the MESCOMB D006 curling iron have?

The curling iron comes with a 1-inch ceramic barrel, ideal for achieving defined curls and beach waves on various hair types.

How long does it take for the MESCOMB D006 to heat up?

It heats up in just 30 seconds, saving you time and making it convenient for quick styling sessions.

What hair types is the MESCOMB D006 suitable for?

This curler works for all hair types, including straight, wavy, thick, and thin hair.

What should I do if the MESCOMB D006 rotating feature is stuck?

Turn off the device, allow it to cool, and ensure there's no tangled hair obstructing the mechanism before restarting.

What to do if my MESCOMB D006 curling iron turns off by itself?

It includes an automatic shut-off after 60 minutes. Restart and use within the safety time limit.

How can I clean the MESCOMB D006 ceramic barrel?



Wait until it's completely cool, then gently wipe the barrel with a damp, soft cloth to remove product residue.

## VIDEO – PRODUCT OVERVIEW

<https://manuals.plus/wp-content/uploads/2025/07/MESCOMB-D006-1-Inch-Rotating-Curling-Iron-User-Manual.mp4>

### References

- [User Manual](#)

 1-Inch Rotating Curling Iron, B0DKHW1K18, D006, MESCOMB, MESCOMB D006, user  
 MESCOMB manual

---

## Leave a comment

Your email address will not be published. Required fields are marked \*

Comment \*

Name

Email

Website

☐ Save my name, email, and website in this browser for the next time I comment.

**Post Comment**

**Search:**



e.g. whirlpool wrf535swhz

Search

[Manuals+](#) | [Upload](#) | [Deep Search](#) | [Privacy Policy](#) | [@manuals.plus](#) | [YouTube](#)

This website is an independent publication and is neither affiliated with nor endorsed by any of the trademark owners. The "Bluetooth®" word mark and logos are registered trademarks owned by Bluetooth SIG, Inc. The "Wi-Fi®" word mark and logos are registered trademarks owned by the Wi-Fi Alliance. Any use of these marks on this website does not imply any affiliation with or endorsement.