

Meross WiFi Connected Roller Shutter Switch



Meross WiFi Connected Roller Shutter Switch User Manual

[Home](#) » [Meross](#) » Meross WiFi Connected Roller Shutter Switch User Manual 

Contents

- [1 Meross WiFi Connected Roller Shutter Switch](#)
- [2 Safety Information](#)
- [3 Installation Guide](#)
- [4 Wiring Diagram](#)
- [5 LED and Button Rules](#)
- [6 FAQ](#)
- [7 Warranty](#)
- [8 Documents / Resources](#)
 - [8.1 References](#)
- [9 Related Posts](#)

meross

Meross WiFi Connected Roller Shutter Switch



Safety Information

RISK OF ELECTRIC SHOCK OR FIRE

- Make sure the power is OFF at the circuit breaker for the Roller Shutter Timer you are replacing.
- The Roller Shutter Timer must be installed and used by your local electrical code. If you are unfamiliar with these codes or are uncomfortable performing the installation, please call a qualified electrician.
- Do not install the Roller Shutter Timer with wet hands or when standing on wet surfaces.

Installation Guide

Before we get started

- A neutral wire is required.
- Make sure the roller shutter timer is well covered by your home Wi-Fi.
- Only supports 2.4GHz networks.
- Tools you might need: Standard and Philips screwdrivers, pliers, a wire stripper and a voltage detector.

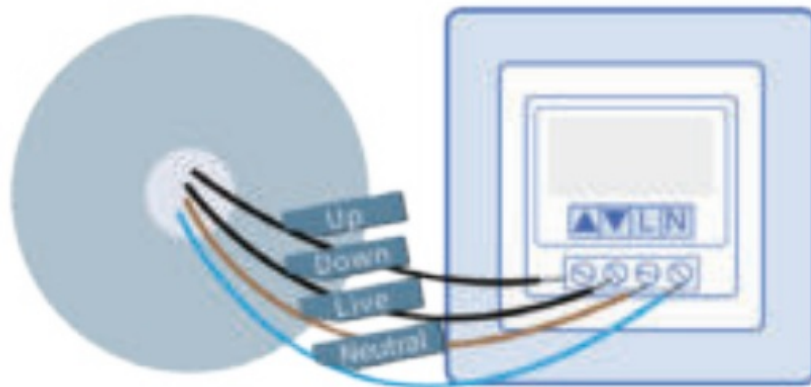
1. Download the Meross app.



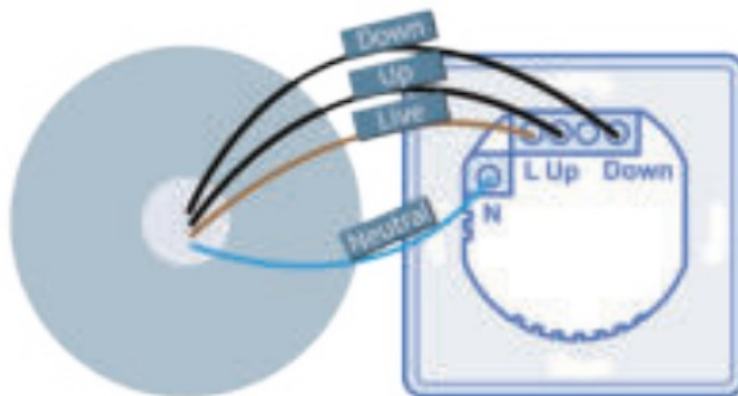
2. Open the Meross app and simply follow the setup wizard for device installation and configuration.

Wiring Diagram

Existing Dumb roller shutter motor wires



Meross Smart roller shutter motor wires

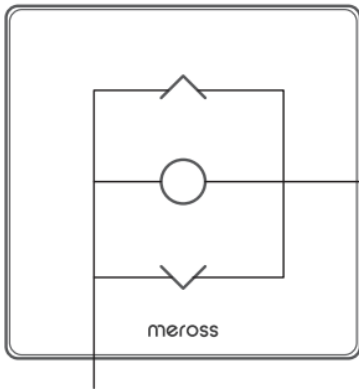


- Connect Live wire into L terminal.
- Connect Up wire into Up(Open) terminal.
- Connect Down wire Down(Close) terminal.
- Connect Neutral wire into N terminal.

- Connect the Live wire to the L terminal.
- Connect the Up wire to the Up(Open) terminal.
- Connect Down wire Down(Close) terminal.
- Connect Neutral wire into N terminal.

Note: Wire color as per IEC, your house may use different wire colors, but the functions shall be the same.

LED and Button Rules



Status LED

Flashing green slowly(once/sec): Configuration mode.

Flashing green rapidly(twice/sec): Wi-Fi connecting mode/ No internet connection.

Solid green: Successfully connected.

Solid red: Curtain is opening or closing.

Button

Press “ ^ ” to open the curtain.

Press “ v ” to close the curtain.

Press “ ○ ” to pause the curtain. Press and hold (for 5 seconds) until Status LED is flashing rapidly to initiate factory reset process.

FAQ

At Meross we strive to assure your satisfaction. We apologize for any inconvenience with the installation or operation of the device and are happy to assist at support@meross.com.

- What should I do when I can't open or close the roller shutter timer manually?

Please check the Status LED. If the LEDs are off:

- Make sure that you restore power to the Roller Shutter Timer at the circuit breaker.
- Make sure the Roller Shutter Timer is wired correctly. Please consult with a qualified electrician.

- What should I do when my Meross app is unable to control the added Roller Shutter Timer?

Please check the following:

- Check the main Wi-Fi's Internet connection.
- Make sure that the main Wi-Fi's password hasn't been changed.
- Factory reset the Roller Shutter Timer and try to add it again.

- How do I pair my Meross devices with Amazon Alexa or Google Assistant?

Visit Account->Amazon Alexa or Google Assistant page within the Meross app for pairing instructions.

Warranty

Meross products are covered by a 24-month limited warranty from the date of their original purchase. If any problems occur, please contact support@meross.com for help.

We can only provide aftersales service for products that are sold by Meross or Meross-authorized retailers and distributors.

SIMPLE DEVICE

SIMPLIFY YOUR LIFE

Email: support@meross.com

Website: www.meross.com

Designed in California. Made in China

Supervisor: MRTECH USA Limited

Address: 8825 53 Ave, Elmhurst, NY 11373, USA
Manufacturer: Chengdu MerossTechnologyCo., Ltd.
Address: No. 1312, Building E6-I, Tianfu Software Park, Chengdu, China Product I dent GmbH (for Prodsg authorities only) HoferstraBe9B,71636Ludwigsburg, Baden-Wiirttemberg, Deutschland
Made In China

Documents / Resources

 	Meross WiFi Connected Roller Shutter Switch [pdf] User Manual WiFi Connected Roller Shutter Switch, WiFi, Connected Roller Shutter Switch, Roller Shutter S witch, Shutter Switch
--	---

References

- [User Manual](#)

[Manuals+](#), [Privacy Policy](#)

This website is an independent publication and is neither affiliated with nor endorsed by any of the trademark owners. The "Bluetooth®" word mark and logos are registered trademarks owned by Bluetooth SIG, Inc. The "Wi-Fi®" word mark and logos are registered trademarks owned by the Wi-Fi Alliance. Any use of these marks on this website does not imply any affiliation with or endorsement.