



meross MSS710 Smart Switch WiFi Universal User Manual

[Home](#) » [Meross](#) » meross MSS710 Smart Switch WiFi Universal User Manual 

meross

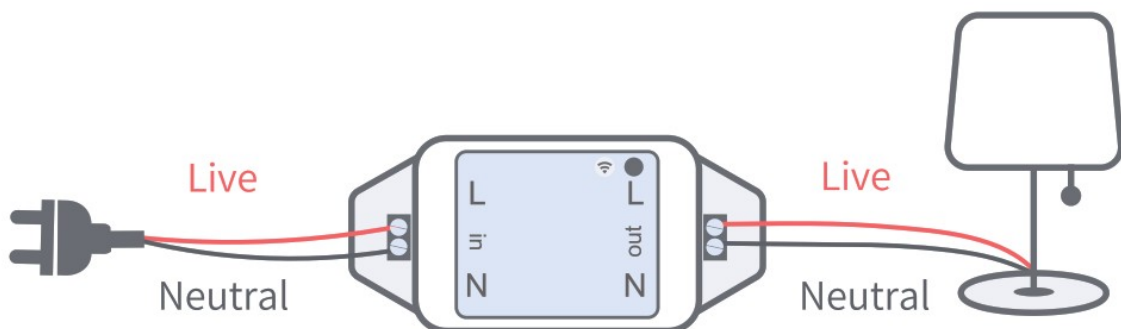
User Manual

Contents

- [1 Installation Guide](#)
- [2 LED and Button Rules](#)
- [3 FAQ](#)
- [4 Warranty](#)
- [5 Documents / Resources](#)
 - [5.1 References](#)
- [6 Related Posts](#)

Installation Guide

Typical wiring diagram:




1. Download the Meross app.



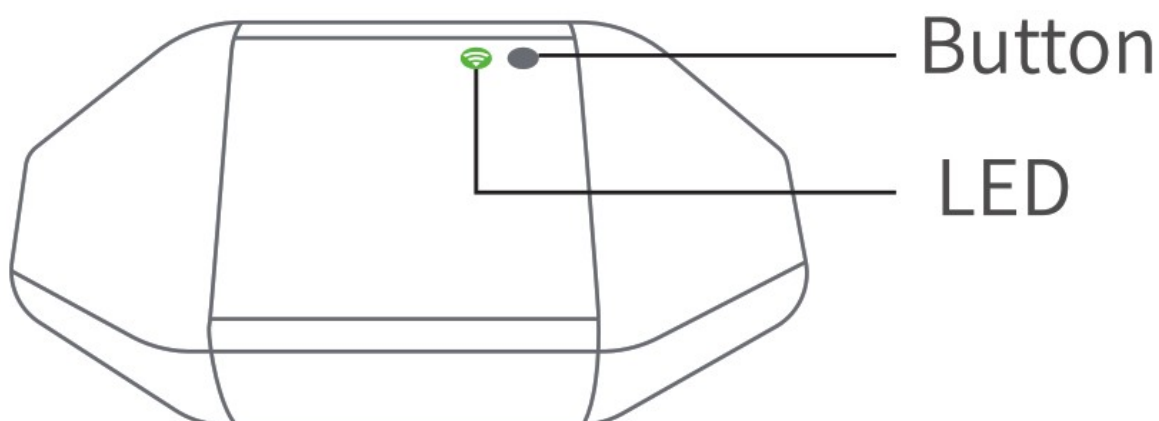
<http://bucket-meross-static.meross.com/production/qrcode/meross.html>

2. Open Meross app and simply follow the inbuilt setup wizard for device installation and configuration.



* Meross smart switch only supports 2.4GHz networks.

LED and Button Rules



Button

Press to turn the switch ON or OFF.

Press and hold (for 5 seconds) until LED is lit a solid amber to initiate factory reset process.

LED

Solid amber: Initialization/ Reset/ Firmware upgrading mode.

Flashing amber and green slowly: Configuration mode.

Flashing green rapidly: Wi-Fi connecting mode.

Solid green: Successfully connected, and the switch is at ON status.

Solid red: No Internet connection, and the switch is at ON status.

OFF: The switch is at OFF status or the Meross switch is powered off.

FAQ

At Meross we strive to assure your satisfaction. We apologize for any inconvenience with the installation or operation of the switch and are happy to assist at support@meross.com.

What should I do when I can't turn the smart switch on/off manually?

Make sure the smart switch is wired correctly. • Please pay attention to the difference between input and output sides. • Make sure that you restore power to the electric appliance.

What should I do when my Meross app is unable to control the added Smart Switch?

You can troubleshoot the following: • Check the main Wi-Fi's internet connection. • Make sure that main Wi-Fi's password hasn't been changed. • Factory reset MSS710 and try to add it again.

How do I pair my Meross devices with Amazon Alexa or Google Assistant?

Visit Account->Amazon Alexa or Google Assistant page within Meross app for pairing instructions.

Warranty

Meross products are covered by a 12 months limited warranty from the date of its original purchase. If any problems occur, please contact support@meross.com for help.

We can only provide aftersales service for products that are sold by Meross or Meross authorized retailers and distributors.

P/N:6102000009-190815

SIMPLE DEVICE


SIMPLIFY YOUR LIFE

Email: support@meross.com

Website: www.meross.com



Documents / Resources

	<p>meross MSS710 Smart Switch WiFi Universal [pdf] User Manual</p> <p>MSS710 Smart Switch WiFi Universal, MSS710, Smart Switch WiFi Universal, Switch WiFi Universal, WiFi Universal, Universal</p>
---	---

References

- [User Manual](#)