



# MERLYN MIND SCMAA1 SC Series Symphony Classroom AI Enabled Classroom Hub Installation Guide

[Home](#) » [MERLYN MIND](#) » MERLYN MIND SCMAA1 SC Series Symphony Classroom AI Enabled Classroom Hub Installation Guide 



## MERLYN MIND™



Symphony  
Classroom  
by MERLYN MIND

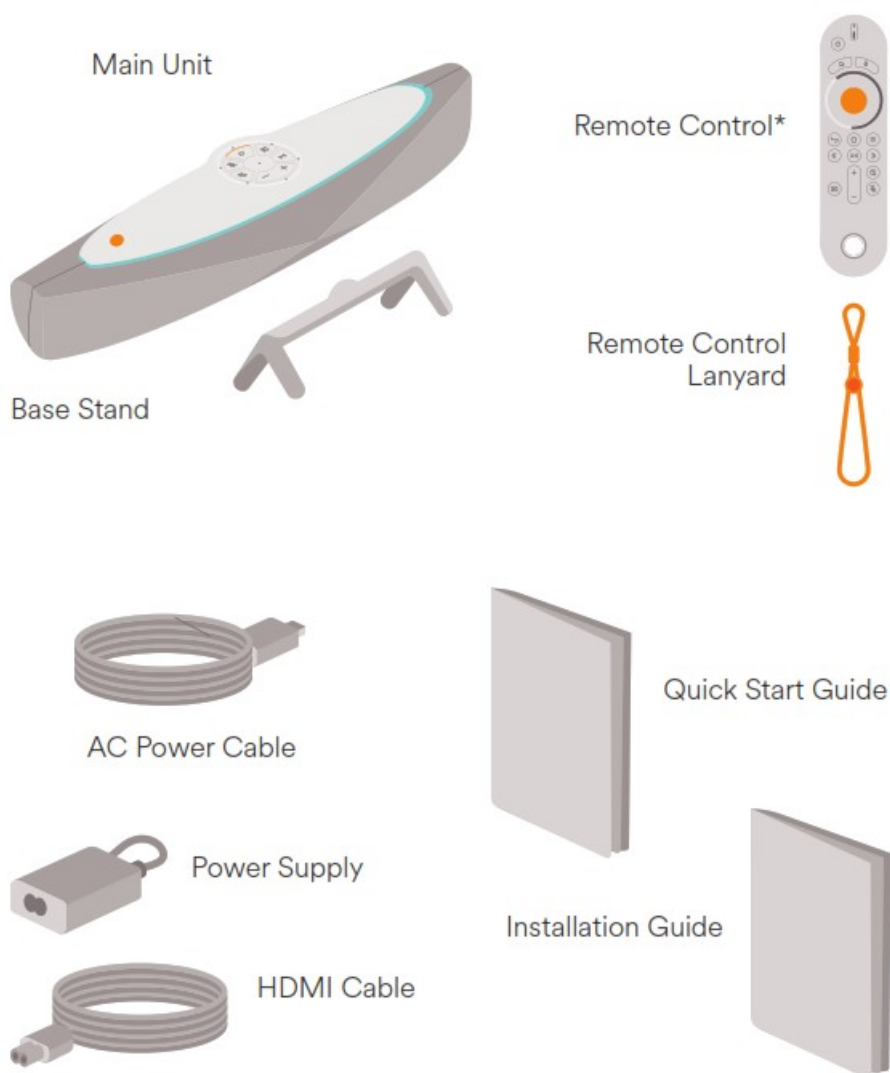
**Installation Guide**



## Contents

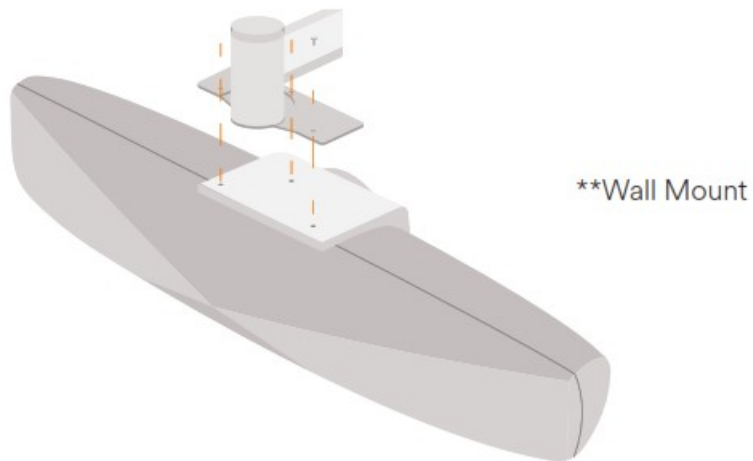
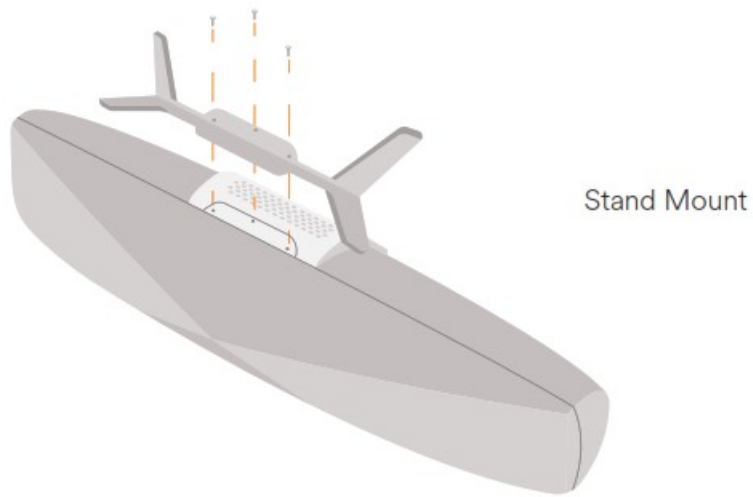
- 1 What's in the box
- 2 Mounting options
- 3 Where to place your Symphony Classroom
- 4 Get the most out of Symphony Classroom
- 5 Wiring & I/O Panel Connections
- 6 Remove tab to activate batteries
- 7 Setup
- 8 Onboarding
- 9 Documents / Resources
  - 9.1 References
- 10 Related Posts

## What's in the box



\*batteries located inside the remote control

## Mounting options




\*\*Display and wall mounts sold separately

Unit mounts upside down when attached to a large-format display or Interactive white board. Make sure nothing is blocking the microphones and it is at least 5 ft from other noise sources.



Mount on a display cart\*\*




## Where to place your Symphony Classroom

Mount on a wall\*\*



Ensure you are able to see the top panel from places in classroom where you are most likely to talk to the device.



## Get the most out of Symphony Classroom

Make sure each user has a personal computer with the Google Chrome browser installed.

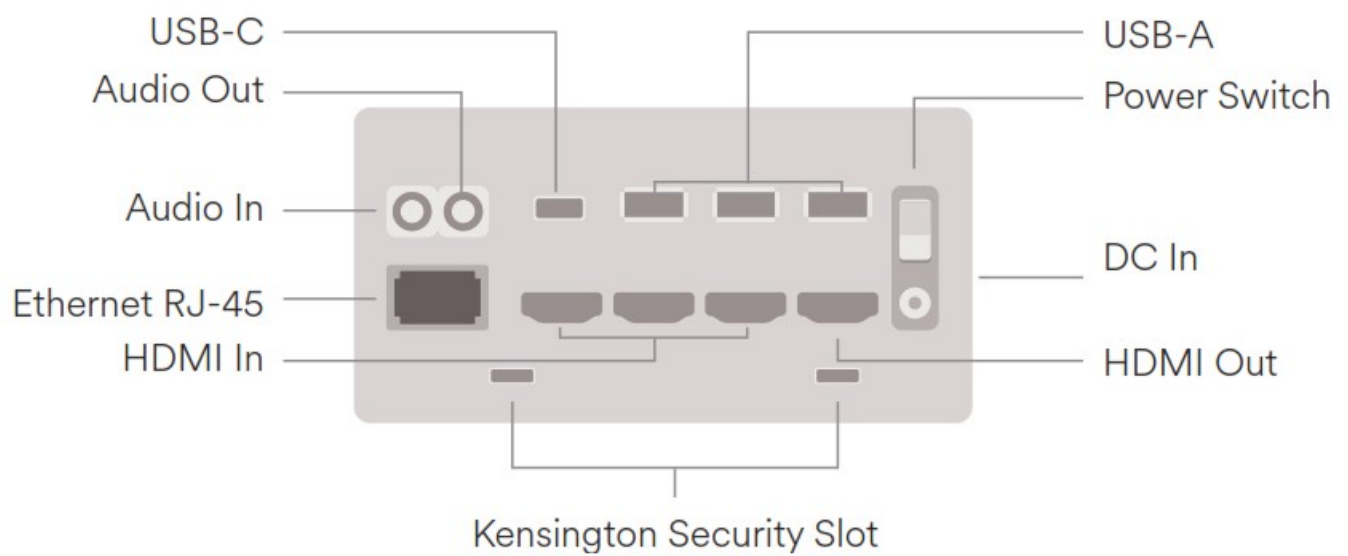
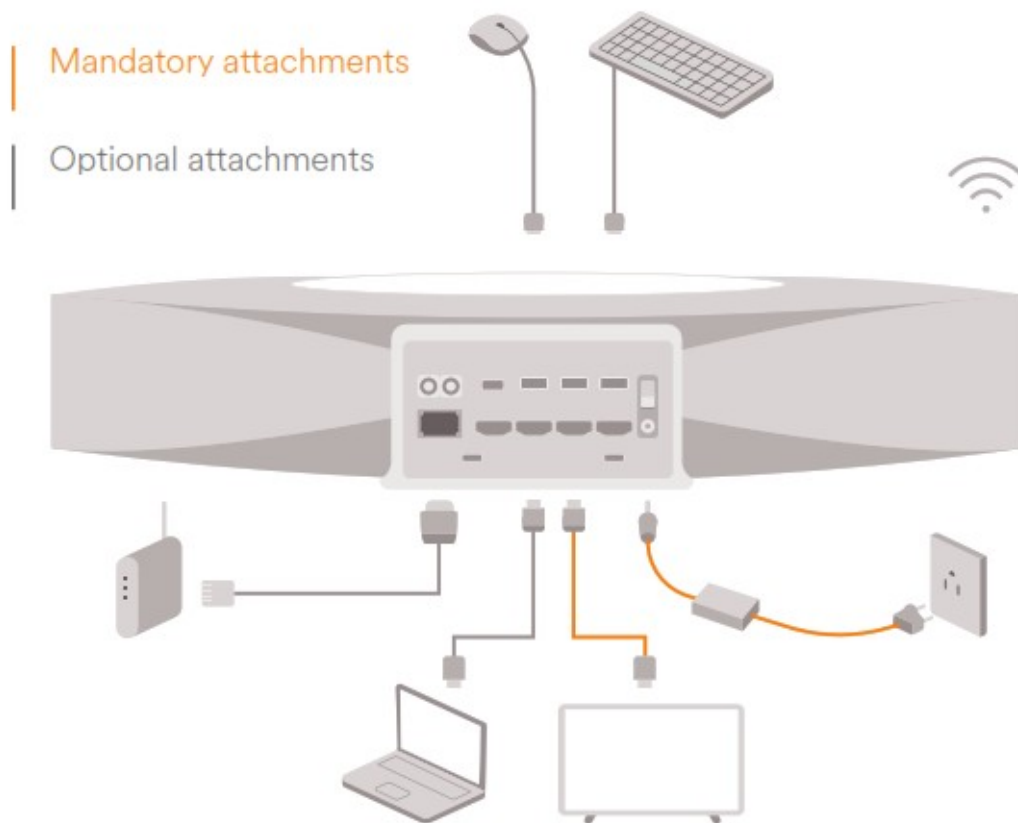
Visit [merlyn.org/download](https://merlyn.org/download) to download the Merlyn Mind Chrome Extension on the user's personal computer.

Log the user's personal computer into [teacher.merlyn.org](https://teacher.merlyn.org) to activate the benefits of your account.

Users can pair their computer. Just say... "Hey Merlyn, pair my device"

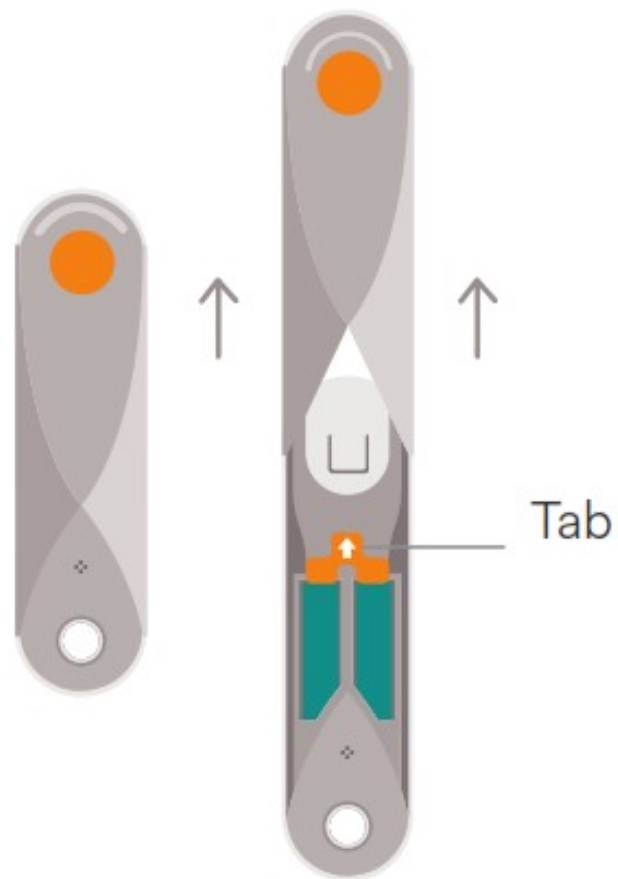
Users can cast their computer screen to their classroom screen. Just say... "Hey Merlyn, share my screen"

## Wiring & I/O Panel Connections



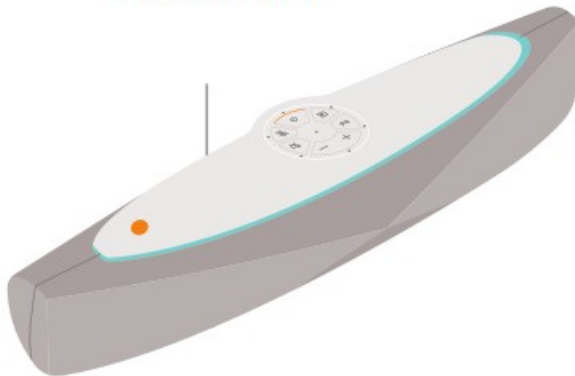
**Remove tab to activate batteries**





## Setup

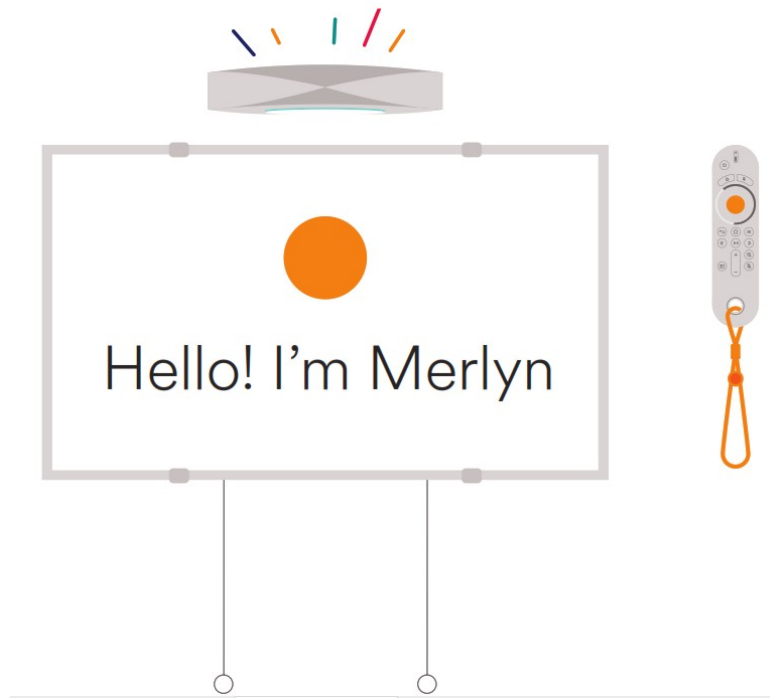
### Power on



Plug in Symphony Classroom to a display before turning it on.

## Onboarding

Follow the instructions on screen



- A Make sure you whitelist the domain [merlyn.org](https://merlyn.org) to receive updates and connect to our servers.
- B Merlyn will walk you through the onboarding process. This includes pairing your remote, connecting to wireless, setting up your teacher portal, and more.
- C To learn how to install a wireless certificate on your unit, go to [merlyn.org/support](https://merlyn.org/support)

### FCC STATEMENT

This equipment has been tested and found to comply with the limits for a class B digital device, pursuant to part 15 of the FCC Rules. These limits are designed to provide reasonable protection against harmful interference in a residential installation. This equipment generates, uses, and can radiate radio frequency energy and if not installed and used in accordance with the instructions, may cause harmful interference to radio communications. However, there is no guarantee that interference will not occur in a particular installation. If this equipment does cause harmful interference to radio or television reception, which can be determined by turning the equipment off and on, the user is encouraged to try to correct the interference by one or more of the following measures:

- Reorient or relocate the receiving antenna
- Increase the separation between the equipment and receiver
- Connect the equipment into an outlet on a circuit different from that to which the receiver is connected in
- Consult the dealer or an experienced radio/TV technician for help

**CAUTION:** Changes or modifications made to the equipment without express manufacturer approval could void the user's authority to operate this equipment

#### Radiation Exposure Statement:

This equipment complies with FCC radiation exposure limits set forth for an uncontrolled environment. This equipment should be installed and operated with minimum distance 20cm between the radiator & your body.

### INDUSTRY CANADA STATEMENT

#### Canada, Industry

This Class B digital apparatus complies with Canadian ICES-003 and RSS-247. This device complies with Industry Canada licence-exempt RSS standard(s). Operation is subject to the following two conditions: (1) this device may not cause interference, and (2) this device must accept any interference, including interference that may cause undesired operation of the device. Canada, avis d'Industry Canada (IC) Cet appareil numérique de classe B est conforme aux normes canadiennes ICES- 003 et RSS-247. Son fonctionnement est soumis aux deux conditions suivantes: (1) cet appareil ne doit pas causer d'interférence et (2) cet appareil doit accepter toute


interférence, notamment les interférences qui peuvent affecter son fonctionnement. Canadian Notice (RF Exposure) This device complies with Industry Canada license-exempt RSS standard(s). Operation is subject to The following two conditions: (1) this device may not cause interference, and (2) this device must accept any interference, including interference that may cause undesired operation of the device To comply with the Canadian RF exposure compliance requirements, this device and its antenna must not be co- located or operating in conjunction with any other antenna or transmitter.

#### Radiation Exposure Statement:


This equipment complies with ISED radiation exposure limits set forth for an uncontrolled environment. This equipment should be installed and operated with greater than 20cm between the radiator & your body.

THE TERMS HDMI, HDMI HIGH-DEFINITION MULTIMEDIA INTERFACE, AND THE HDMI LOGO ARE TRADEMARKS OR REGISTERED TRADEMARKS OF HDMI LICENSING ADMINISTRATOR, INC THE BLUETOOTH® WORD MARK AND LOGOS ARE REGISTERED TRADEMARKS OWNED BY BLUETOOTH SIG, INC. AND ANY USE OF SUCH MARKS BY MERLYN MIND INC. IS UNDER LICENSE. OTHER TRADEMARKS AND TRADE NAMES ARE THOSE OF THEIR RESPECTIVE OWNERS. ALL OTHER NAMES OF SYSTEMS, PRODUCTS, AND SERVICES ARE TRADEMARKS OF THEIR RESPECTIVE OWNERS. IN THE MANUAL, THE ™ OR ® MARKS ARE NOT SPECIFIED. FEATURES AND SPECIFICATIONS ARE SUBJECT TO CHANGE WITHOUT NOTICE.  
© 2020 MERLYN MIND™ INC. ALL RIGHTS RESERVED. SYMPHONY CLASSROOM™ AND MERLYN MIND™ ARE TRADEMARKS OR REGISTERED TRADEMARKS OF MERLYN MIND™ INC. © 2020 MERLYN MIND ™ INC.

## Documents / Resources

	<a href="#">MERLYN MIND SCMAA1 SC Series Symphony Classroom AI Enabled Classroom Hub</a> [pdf] ] Installation Guide SCMAA1, 2AYDXSCMAA1, SCMAA1 SC Series Symphony Classroom AI Enabled Classroom Hub, SCMAA1, SC Series, Symphony Classroom AI Enabled Classroom Hub
---	---

## References

- [Merlyn Mind](#)
- [MerlynMind - Chrome Web Store](#)
- [Support](#)
-  [Merlyn Mind](#)