

**MERCUSYS AX3000 Wi-Fi 6  
Bluetooth 5.2 PCIe Adapter**



# MERCUSYS AX3000 Wi-Fi 6 Bluetooth 5.2 PCIe Adapter Installation Guide

[Home](#) » [MERCUSYS](#) » MERCUSYS AX3000 Wi-Fi 6 Bluetooth 5.2 PCIe Adapter Installation Guide 

## Contents

- [1 MERCUSYS AX3000 Wi-Fi 6 Bluetooth 5.2 PCIe Adapter](#)
- [2 Specifications](#)
- [3 Connect to a Computer](#)
- [4 Install Bluetooth Driver](#)
- [5 Pair With Bluetooth Devices](#)
- [6 FAQ](#)
- [7 More Information](#)
- [8 Documents / Resources](#)
  - [8.1 References](#)

**MERCUSYS®**

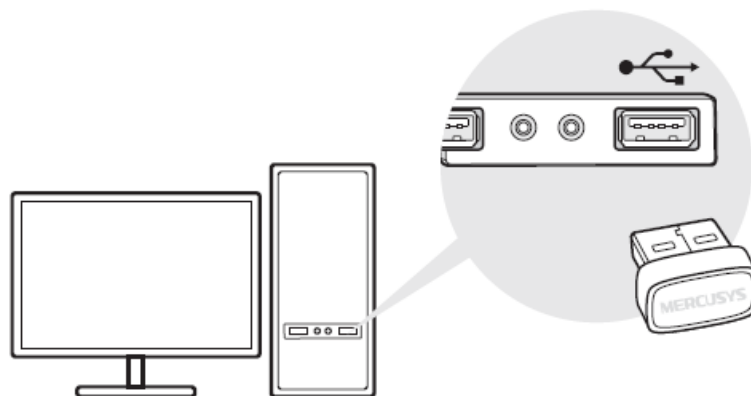
**MERCUSYS AX3000 Wi-Fi 6 Bluetooth 5.2 PCIe Adapter**



## Specifications

- **Product:** Bluetooth Adapter
- **Compatibility:** Windows systems
- **Driver Download:** <https://www.mercusys.com/support>

## Connect to a Computer



- Disable all existing Bluetooth devices (both built-in and third-party) from the Device Manager on Windows.
- Insert the adapter into a USB port on your computer directly.

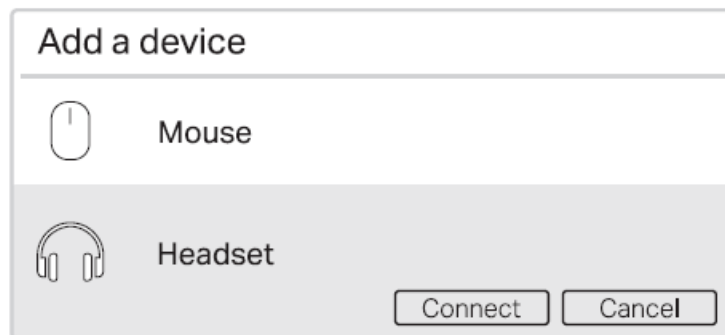
## Install Bluetooth Driver


- Download the latest driver at <https://www.mercusys.com/support>
  - **Tip:** For Windows 11/10/8.1 system, the driver installation will automatically start when connected to the internet. If not, please download the driver manually.
- Extract the downloaded file and run the setup.exe to start driver installation.
- Follow the instructions to complete installation.
- Once the process is finished, restart your computer.

### Notes:

- Your Bluetooth USB adapter will be listed in the Device Manager when the driver is installed correctly.
- If the driver installation fails, disable the antivirus software and firewall, then try again.
- In Windows 7, if a Windows Security message pops up, refer to <https://www.mercusys.com/faq-912>

## Pair With Bluetooth Devices



- Right click the  (Bluetooth) icon on the taskbar.
  - **Note:** If the Bluetooth icon is not displayed, refer to FAQ > Q1.
- Select Add a Bluetooth Device or Add a Device to scan for available devices.
- Select your Bluetooth device from the list and follow the onscreen instructions to complete pairing.

**Note:** Make sure your device's Bluetooth is enabled and discoverable.

## FAQ

### Frequently Asked Questions

- **Q1.** What should I do if the Bluetooth icon doesn't appear?
  - **A1.** Make sure you have turned on the Bluetooth in Windows settings.
  - **A2.** If there are other Bluetooth devices on the computer, disable them in Device Manager, then insert the adapter and try again.
- **Q2.** Why the adapter is not working with my Bluetooth device?
  - **A1.** Make sure your device has BLUETOOTH function.
  - **A2.** Make sure you have installed the latest Bluetooth driver on the computer. You can check the published driver versions from <https://www.mercusys.com/support>

- **A3.** For devices with non-standard Bluetooth protocols, such as Logitech Mouse, there may be some compatibility problems.

## More Information

### Scan




- <http://www.mercusys.com>




For technical support, the user guide and more information, please visit <https://www.mercusys.com/support>

Images may differ from your actual product.  
©2024 MERCUSYS 7107500316 REV1.0.0

## Documents / Resources

	<a href="#">MERCUSYS AX3000 Wi-Fi 6 Bluetooth 5.2 PCIe Adapter</a> [pdf] Installation Guide MA530, AX3000 Wi-Fi 6 Bluetooth 5.2 PCIe Adapter, AX3000, Wi-Fi 6 Bluetooth 5.2 PCIe Adapter, Bluetooth 5.2 PCIe Adapter, PCIe Adapter
---	---

## References

-  [Welcome to MERCUSYS](#)
-  [Welcome to MERCUSYS](#)
-  [What should you do if Windows 7 cannot verify the digital signature of MERCUSYS driver software - Welcome to MERCUSYS](#)
-  [Support-Welcome to MERCUSYS](#)
- [User Manual](#)

[Manuals+](#), [Privacy Policy](#)

This website is an independent publication and is neither affiliated with nor endorsed by any of the trademark owners. The "Bluetooth®" word mark and logos are registered trademarks owned by Bluetooth SIG, Inc. The "Wi-Fi®" word mark and logos are registered trademarks owned by the Wi-Fi Alliance. Any use of these marks on this website does not imply any affiliation with or endorsement.