



MERCATOR SPP04G-WIFI Smart Quad Power Point Instructions

[Home](#) » [MERCATOR](#) » MERCATOR SPP04G-WIFI Smart Quad Power Point Instructions 

pairing instructions

If you require any assistance, you can speak to our customer service team directly via phone on **1300 552 255 (AU) or 0800 003 329 (NZ)**, or via email at customercare@mercator.com.au

You can also visit ikuu.com.au to access troubleshooting guides and advice on how to get the most from your Mercator Ikuü products, such as guides on scenes and automation.

The Mercator Ikuü quad powerpoint includes 2 smart products – one to control the left 2 switches and one for the right. Both need to be paired to the app to have app control of all 4 switches.

Contents

- [1 Set Up the App](#)
- [2 Connect to the App](#)
- [3 Voice Assistant Setup \(Optional\)](#)
- [4 Documents / Resources](#)
- [5 Related Posts](#)

Set Up the App


1. Download the Mercator Ikuü app.
2. Tap 'create new account' or 'log in to account'.
3. Follow the in-app prompts and tap 'OK'.

Connect to the App

To connect your powerpoint to the app, you must first enter pairing mode. All Mercator Ikuü Wi-Fi products require a 2.4GHz Wi-Fi network.

Pairing Your Product:


1. Open the Mercator Ikuū app.
2. Touch and hold the 1st touch switch on the powerpoint for 5 seconds. The pairing indicator will start to blink rapidly (approx. 8 times every 5 seconds)



3. Tap + > Add Device > Auto Scan. The discovery process will begin.
4. When your powerpoint are discovered, tap 'next'.
5. Confirm your Wi-Fi details and tap 'confirm'. This will begin the pairing process, which will add your powerpoint to the app.

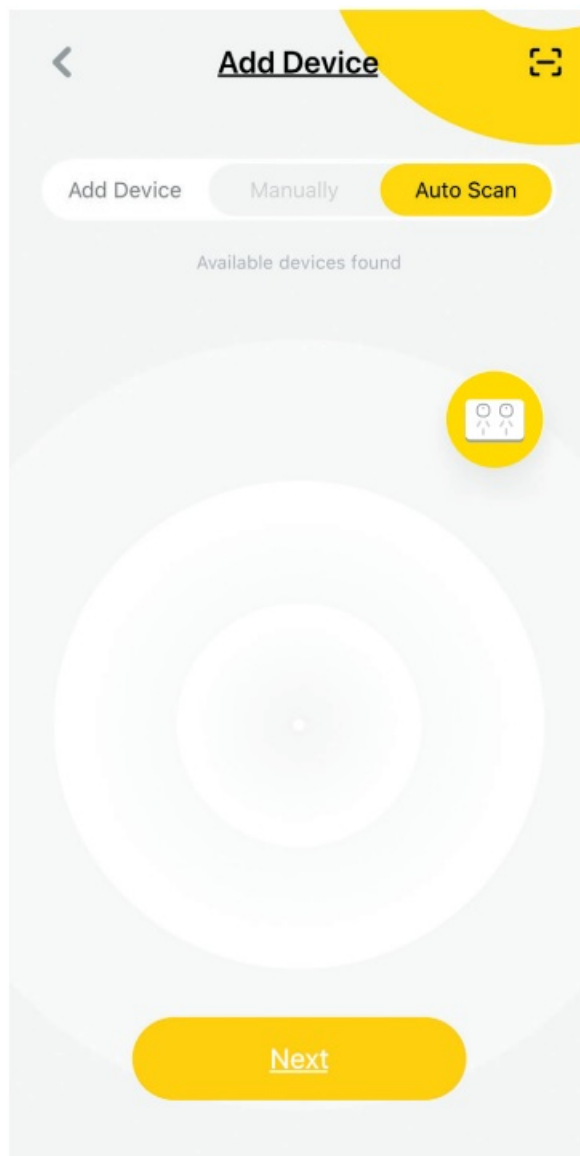
Connect to the App (Cont.)

6. Once pairing is complete, you can edit your powerpoint's name (optional).
7. To finish the pairing process, tap 'done'.
8. Touch and hold the 3rd touch switch on the powerpoint for 5 seconds. The pairing indicator will start to blink rapidly (approx. 8 times every 5 seconds)



9. Follow steps 3-8 to pair the right hand side switches.

Note: If the pairing process doesn't work, and you are certain that the password for your 2.4GHz Wi-Fi network is correct, try pairing in AP mode. Refer to our website for details.



Voice Assistant Setup (Optional)

Google Assistant

1. Open the google home app and sign in to your google account.
2. Tap + and select Set Up Device > Have Something Already Set Up?
3. Select Mercator Ikuu from the list or type Mercator Ikuu in the search bar.
4. Type in your Mercator Ikuū login details.
5. Tap Link Now > Authorise.

Amazon Alexa

1. Open the Amazon Alexa app and sign in to your Alexa account.
2. Tap More > Skills & Games.
3. Search for Mercator Ikuū and tap 'enable'.
4. Enter your Mercator Ikuū account details and tap 'link now'.



Want more Mercator Ikuü? Visit [ikuu.com.au](https://www.ikuu.com.au) to explore our whole range of smart products!

Want more from your products? The Mercator Ikuü app can help you to customise your smart products any way you like. Detailed guides on these features can be found at www.ikuu.com.au.

- **Rooms**

Separate your products within the app for easy control based on their location.

- **Scenes**

Control multiple products from any room at the same time.

- **Automation**

Create triggers that allow products to complete actions automatically. These triggers can be based on time, sensors, or even other products.

- **Routines**

Use Mercator Ikuü with other household products to create simple voice commands that trigger customised actions based on your daily activities.

- **Timers**

Use a range of a scheduling and countdown timers that trigger actions.

- **Alerts**

Manage the kinds of alerts you receive from your products (e.g. security products).

- **Sharing**

Share access of your products with others.

- **In-App Customer Service**


Talk to our customer service team directly through the app if you have any issues.

For guides on using these features in the app and to see our broad range of smart products, visit www.ikuu.com.au

You can speak to our customer service team directly via phone on 1300 552 255 (AU) or 0800 003 329 (NZ), or via email at customercare@mercator.com.au

MRIN005492

Documents / Resources



MERCATOR SPP04G-WIFI Smart Quad Power Point [pdf] Instructions

SPP04G-WIFI, Smart Quad Power Point, SPP04G-WIFI Smart Quad Power Point, MRIN00549

2