

MEIZU

F2401

REMOTE CONTROL MANUAL


















Contents [[hide](#)]


[1 F2401 Remote Controller](#)

[2 Documents / Resources](#)

[2.1 References](#)

F2401 Remote Controller

		
Light switch	RGB lighting	Temperature
		
luminance+	luminance-	Fan switch
		
Positive rotation	Natural wind	Inverted rotation
		
Timing 1	Timing 2	Timing 4
		
Volume +	Loud speaker playback	Volume -

Within 5 seconds of turning on the light, press and hold the  button of the remote control for 3 seconds, the indicator light flashes, which indicates that the connection between the remote control and the lamp has been completed.

This device complies with Part 15 of the FCC Rules. Operation is subject to the following two conditions: (1) this device may not cause harmful interference, and (2) this device must accept any interference received, including interference that may cause undesired operation

NOTE: This equipment has been tested and found to comply with the limits for a Class B digital device, pursuant to Part 15 of the FCC Rules. These limits are designed to provide reasonable protection against harmful interference in a residential installation. This equipment generates, uses and can radiate radio frequency energy and, if not installed and used in accordance with the instructions, may cause harmful interference to radio communications. However, there is no guarantee that interference will not occur

in a particular installation. If this equipment does ca use harmful interference to radio or television reception, which can be determined by turning the equipment off an d on, the user is encouraged to try to correct the interference by one or more of the following measures:

- Reorient or relocate the receiving antenna.
- Increase the separation between the equipment and receiver.
- Connect the equipment into an outlet on a circuit different from that to which the receiver is connected.
- Consult the dealer or an experienced radio/TV technician for help.

Warning: changes or modifications not expressly approved by the party responsible for compliance could void the user’s authority to operate the equipment

The devices has been evaluated to meet general RF exposure requirement, the device can be used in portable exposure condition without restriction



Documents / Resources

	<p>meizu F2401 Remote Controller [pdf] Instruction Manual</p> <p>F2401, F2401 Remote Controller, Remote Controller, Controller</p>
--	----------------------------------------------------------------------------------------------------------------------------------------------------

References

- [User Manual](#)

📎 controller, F2401, F2401 Remote Controller, Meizu, Remote

📁 Meizu Controller

Leave a comment

Your email address will not be published. Required fields are marked *

Comment *

Name

Email

Website

☐ Save my name, email, and website in this browser for the next time I comment.

Post Comment

Search:

e.g. whirlpool wrf535swhz

Search

[Manuals+](#) | [Upload](#) | [Deep Search](#) | [Privacy Policy](#) | [@manuals.plus](#) | [YouTube](#)

This website is an independent publication and is neither affiliated with nor endorsed by any of the trademark owners. The "Bluetooth®" word mark and logos are registered trademarks owned by Bluetooth SIG, Inc. The "Wi-Fi®" word mark and logos are registered trademarks owned by the Wi-Fi Alliance. Any use of these marks on this website does not imply any affiliation with or endorsement.