

MEIDITECH VM-207 Bluetooth FM Transmitter



MEIDITECH VM-207 Bluetooth FM Transmitter User Manual

[Home](#) » [MEIDITECH](#) » MEIDITECH VM-207 Bluetooth FM Transmitter User Manual 

Contents

- [1 MEIDITECH VM-207 Bluetooth FM Transmitter](#)
- [2 Safety Guide](#)
- [3 Features](#)
- [4 Descriptions](#)
- [5 Instructions](#)
- [6 Music Play](#)
- [7 Specifications](#)
- [8 FCC Compliance Statement](#)
- [9 What is in the Package](#)
- [10 Documents / Resources](#)
 - [10.1 References](#)
- [11 Related Posts](#)

MEDITECH

MEIDITECH VM-207 Bluetooth FM Transmitter



Thank you for choosing the VM-207 Bluetooth FM Transmitter. This product is designed and built with a high-performance Bluetooth module and audio decoding chip. Not only it can connect the music from the mobile phone to the car stereo through Bluetooth, it can also play music files in a U disk and transmit it to the car stereo wirelessly. Built-in hands-free phone call system switches between music and incoming calls seamlessly and enables you talk on the phone freely during your driving. What's more, this Smart FM transmitter is equipped with multi-functions which are controlled by an APP, here is what you can do with this APP: 1. Set frequency to match with the radio 2. Monitor the battery voltage of your car 3. It automatically records where your car is parked and helps you locate your car. This product works using wireless transmissions, so you can keep the original classic setting of your car and still enjoy music on the road.

Safety Guide

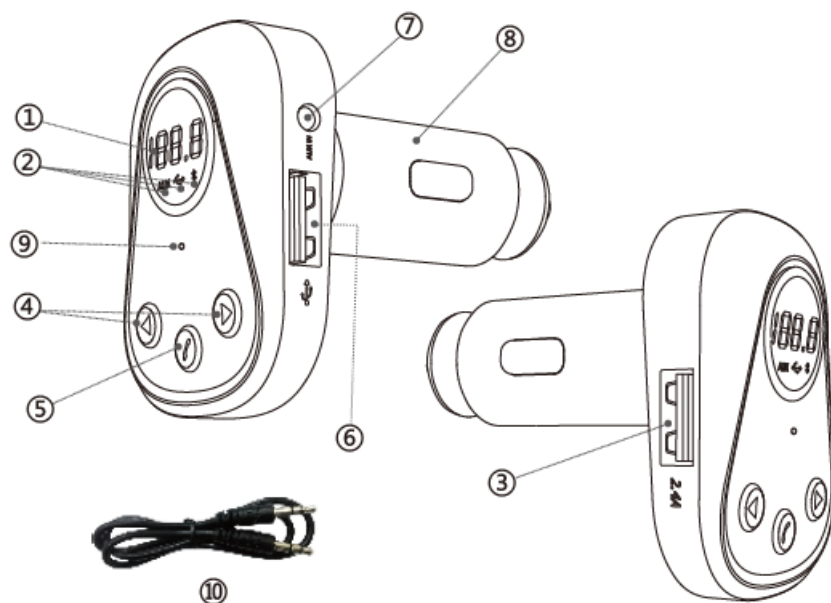
1. Do not drop, puncture or disassemble this product;
2. This product is not waterproof, please do not expose it to rain or water splashing;
3. For safety, do not prolong exposure to direct sunlight;
4. Do not place this product in an open flame that may cause an explosion;
5. Clean with a clean soft cloth and do not use any corrosive cleaning agent;
6. Drive safely. Do not operate this product while driving.

Features

1. This device has a car battery voltage detection function;
2. After the car is turned off, the device records the parking position and has a car searching function;
3. Supports Bluetooth hands-free calling, built-in microphone;
4. Supports mobile phone A2DP function, and directly plays high-quality music after connecting to Bluetooth;
5. Automatically enters the pairing state and connects with your phone after power-on;

6. Supports U disk to play MP3/WMA/WAV/ FLAC/APE format music;
7. Equipped with car charger, output 5V-2.4A.

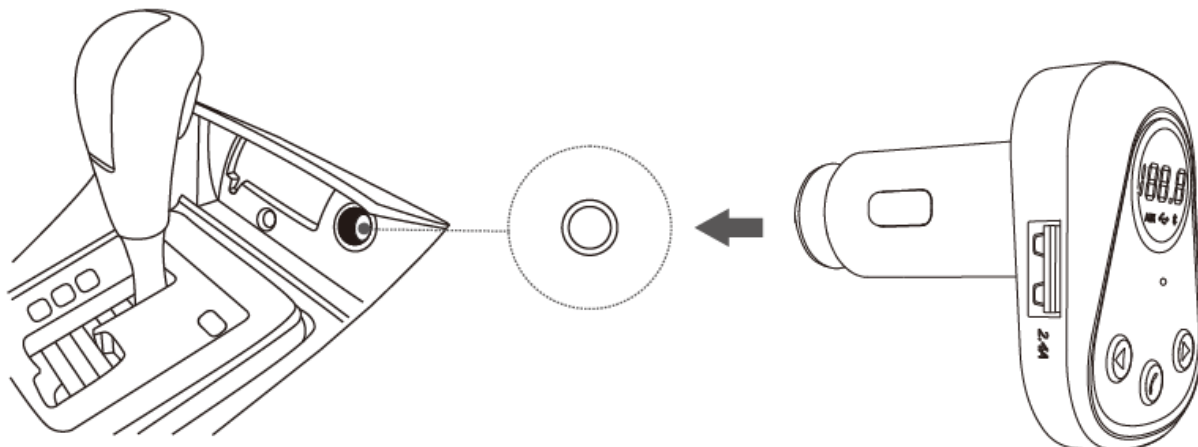
Descriptions



1. LED Display
2. LED Status Indicating Light
3. USB Charging Port Output 5V-2.4A
4. Left/Right Adjustment Button
5. Phone Answering Button
6. U Disk Port
7. 3.5mm AUX Port
8. Car Charging Adapter
9. Microphone

Instructions

1. Insert the product into the car cigarette lighter and start the car engine, it will be powered on automatically.



2. Press and hold the answer button to enter the frequency setting interface. The left and right adjustment buttons can be used to set the frequency. You can also set it up through the APP.

3. Turn on your car's FM radio stations and adjust the frequency to match with the frequency on the transmitter which supports 199 frequencies between 88.1MHz-107.9MHz.
4. Enable Bluetooth on your smartphone and search for available Bluetooth devices, select "VM-207" and connect. The indicating light changes from flashing to long when the Bluetooth is connected, then go to the "MEIDI+" APP on your phone and choose "VM-207".

Note: For the FIRST-TIME Bluetooth connection only, when searching for available Bluetooth devices, make sure you choose both "VM-207" and "VM-207-BLE" manually and have them both connected at the same time.



When AUX/U Disk is inserted, the mode will automatically switch to it. Long press Right Adjustment Button to switch between Bluetooth, AUX, and U Disk modes.

Note: You will only be able to switch between the play modes when AUX/U Disk is inserted and recognized. In AUX mode, Previous Track and Next Track functions are unavailable, you are only able to mute/play the music.






Use of "MEIDI+" APP

Download the "MEIDI+" APP in the Apple Store or Google Play. You can set the FM frequency, locate your car, and monitor car battery voltage on the "MEIDI+" APP. Upgrade the APP when there is a new update for a better user experience.



Music Play

When the VM-207 Bluetooth FM Transmitter is successfully connected to your smartphone, you can play music from your phone, the music will be transmitted to your car stereo via Bluetooth, you can also play the music from a U disk; And to further reduce the audio signal loss during the wireless transmission, you can even connect your phone or any MP3 audio device with our product by using a 3.5mm AUX cable.

Pause/Play	Press “  ”
Previous Track/Next Track	Press “  ” “  ”
Clear Bluetooth Connection	Long Press “  ” Left Adjustment Button
Switch Mode	Long Press “  ” Right Adjustment Button to Switch Between Bluetooth/U Disk/AUX Modes

Hands-free Phone Calls

When the VM-207 Bluetooth FM Transmitter is successfully connected to your smartphone, you can enjoy convenient hands-free phone calls.

Answer/End	Press “  ” to Answer/Press “  ” to End
Call Back the Last Call	Press “  ” Twice

Charging

VM-207 Bluetooth FM Transmitter has two USB charging ports, output 5V-2.4A.

Specifications

- DC Input: 12V-24V DC 2A
- Output: 5V-2.4A Max
- Bluetooth Version: V5.0+EDR
- Audio Frequency: 20Hz~20kHz
- Working Current: 60mA Max
- Stand-by Current: 30mA Max
- Bluetooth Working Frequency: 2.402~2.480GHz
- Bluetooth Effective Distance: 32ft
- FM Emission Effective Distance: 6ft
- Sensitivity: -89dBm
- RF Output: 4dBm
- FM Frequency: 88.1MHz-107.9MHz
- Transmitting Power: 87dBuV/107dBuV

FCC Compliance Statement

This device complies with Part 15 of the FCC Rules. Operation is subject to the following two conditions: (1) this device may not cause harmful interference, and (2) this device must accept any interference received, including interference that may cause undesired operation.

Warning: Changes or modifications not expressly approved by the party responsible for compliance could void the user's authority to operate the equipment.

This equipment has been tested and found to comply with the limits for a Class B digital device, under Part 15 of

the FCC Rules. These limits are designed to provide reasonable protection against harmful interference in a residential installation. This equipment generates, uses, and can radiate radio frequency energy and, if not installed and used by the instructions, may cause harmful interference to radio communications. However, there is no guarantee that interference will not occur in a particular installation.

Suppose this equipment does cause harmful interference to radio or television reception, which can be determined by turning the equipment off and on. In that case, the user is encouraged to try to correct the interference by one or more of the following measures:

- Reorient or relocate the receiving antenna.
- Increase the separation between the equipment and the receiver.
- Connect the equipment to an outlet on a circuit different from that to which the receiver is connected.
- Consult the dealer or an experienced radio/TV technician for help. Walmart, Inc., Bentonville, AR 72716

<https://www.walmart.com>

CUSTOMER SERVICE: support@meiditech.com

The Bluetooth word mark and logos are registered trademarks owned by Bluetooth SIG, Inc., and any use of such marks by Huizhou Artsun Industrial Co., Ltd is under license. Other trademarks and trade names are those of their respective owners.

What is in the Package


1. VM-207 Bluetooth FM Transmitter
2. User's Manual
3. 0.5M 3.5MM Aux In Cable

Please note product features will be upgraded without any notice.

MODEL: VM-207

VERSION: V-01

Documents / Resources

	<p>MEIDITECH VM-207 Bluetooth FM Transmitter [pdf] User Manual VM-207 Bluetooth FM Transmitter, VM-207, Bluetooth FM Transmitter, FM Transmitter, Transmitter</p>
---	--

References

- [User Manual](#)