



MEEBOOK M6 Ultra Compact DRM Free eReader User Manual

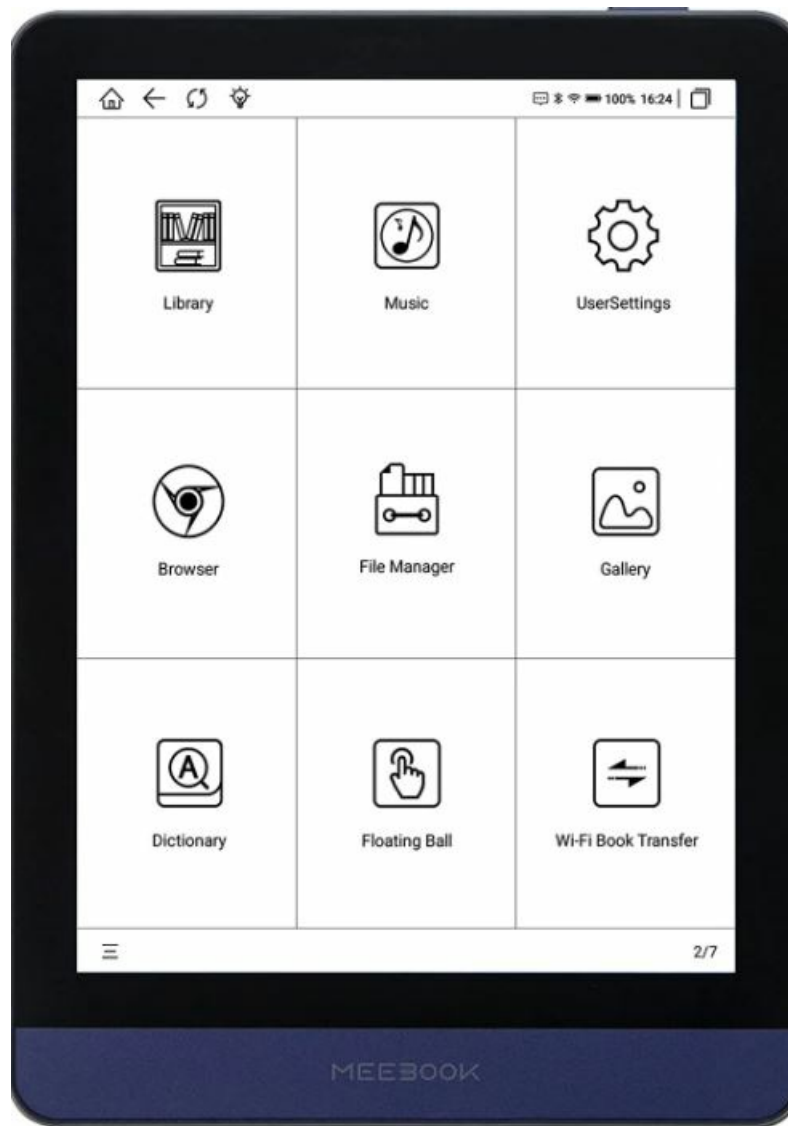
[Home](#) » [MEEBOOK](#) » MEEBOOK M6 Ultra Compact DRM Free eReader User Manual 

Contents

- [1 MEEBOOK M6 Ultra Compact DRM Free eReader](#)
- [2 Product Information](#)
- [3 Product Usage Instructions](#)
- [4 Schematic Diagram](#)
- [5 Basic operating guidance](#)
- [6 About maintenance guarantee](#)
- [7 Warranty card](#)
- [8 FCC statement](#)
- [9 Documents / Resources](#)

meebook®

MEEBOOK M6 Ultra Compact DRM Free eReader



Product Information

The product is a PANTONE 2727U color swatch.

Specifications:

- Color: PANTONE 2727U
- Dimensions: 74mm x 100mm

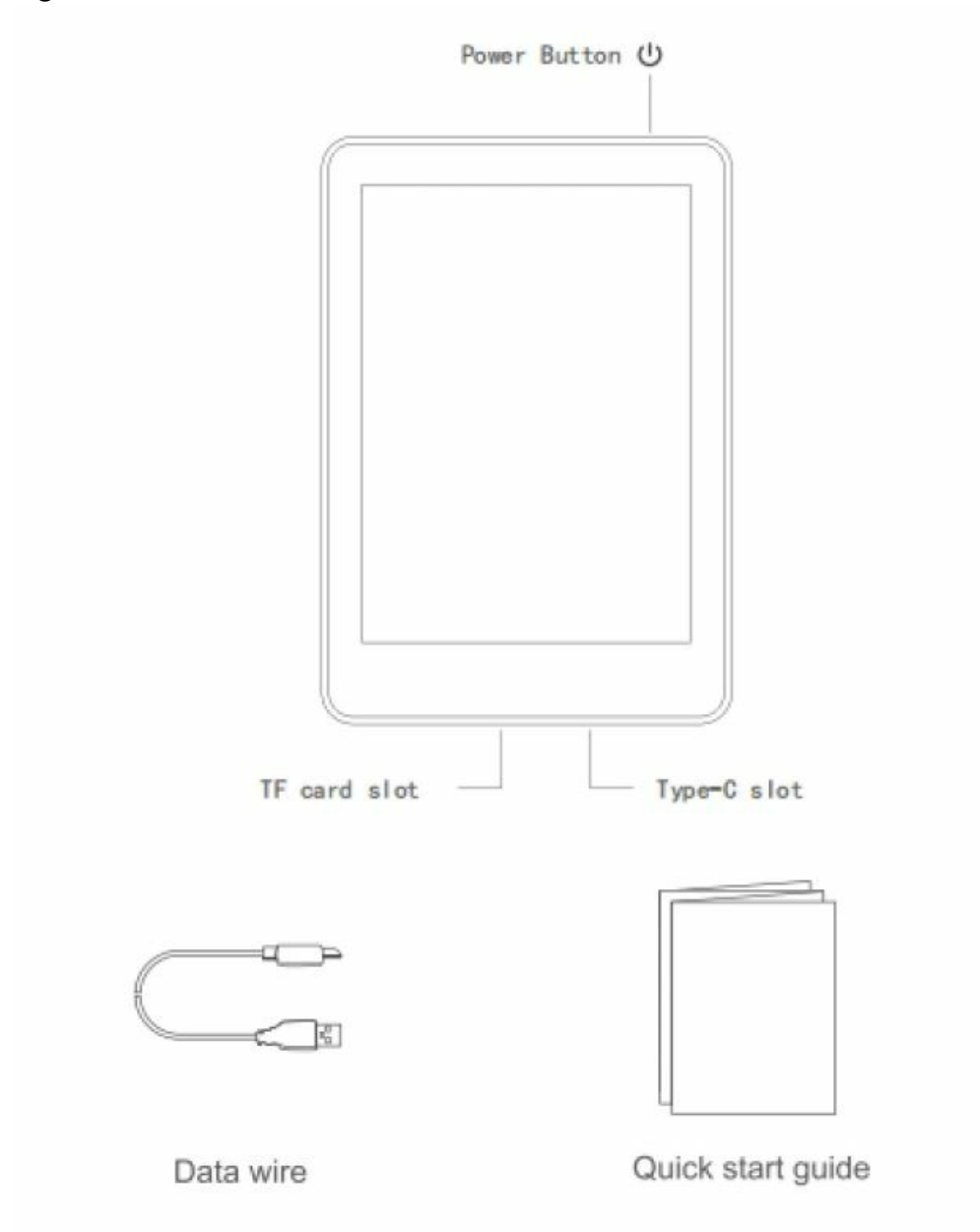
Product Usage Instructions

1. Start by ensuring that the product is clean and free from any dirt or debris.
2. To use the color swatch, hold it up against the surface or material you want to match or compare colors with.
3. Observe the color on the swatch and compare it to the desired color or reference.
4. Take note of the P-number corresponding to the closest match on the swatch.
5. Refer to the P-number in any relevant documentation or communication regarding color selection or matching.
6. Repeat the process as needed for different colors or materials.
7. After use, store the color swatch in a safe and clean place to prevent damage or loss.
8. Avoid exposing the color swatch to extreme temperatures or harsh chemicals.
9. If necessary, clean the color swatch using a soft cloth and mild detergent. Rinse thoroughly and allow it to dry.

completely before using again.

10. Do not fold or crease the color swatch, as this may affect its accuracy and usability.
11. Keep the product away from children and pets, as it may pose a choking hazard.
12. For any further assistance or inquiries, refer to the product's user manual or contact our customer support.

Schematic Diagram



Warm Tips :



E-ink screen is easy to Fragile
Please carry it carefully to avoid of fall.



Do not place heavy objects on the screen.



Do not be crushed the e-book reader by other objects.



Please don't make the device be soaked in water

Basic operating guidance

1. Loading Books

1. **Method 1:** By USB cable, use the cable connect the device to PC, copy the books into the device root directory folder-Books, then open the [file manager] in the ebook reader and you will find the loaded books, you can also classify it as you want
2. **Method 2:** Wifi transfer books, find the [wifi book transfer] in app page, after open it, enter the address or scan QR code transfer the documents as per the instruction be make sure the PC and device in same wifi router)

2. Loading Dictionary Copy the Dictionary content to root directory (Dict], you can check the version from "Dictionary apps" in the device(the Dictionary contents have to download by user)

3. Change the fonts Add the needed fonts file into root directory{fonts], then open the local books in the equipment, click [Aa] enter into fonts setting then OK.
4. Download and install apps You can download favourite apps from[application store] or google play, then finish installation according to the device reminding. To guarantee the view effect of the E-ink screen, we advise you download the reading app or optimized app based on E-ink screen
5. A2 Refresh To be better adapt the online view effect of E-ink screen, we advise you turn on A2 super speed refreshing mode when you surfing web browser or any third party apps, this can reduce the screen flashing

effectively

6. Renewal nib (for support pen version only) When renewal the nib, firstly use the nib clips lightly pick out the original nib then insert the new nib.
7. Power save technique
 1. **Technique 1**: click the [Task manage] at top bar, clean the spare task windows in time.
 2. **Technique 2**: click the left side [Snow] icon in the [Application] module, then enter into backstage application manage, reduce the unnecessary backstage starting.

Use a power adapter to supply power, you should use a power adapter that has obtained CCC certification and meets the standard requirements.

Attention! If the battery is improperly replaced, there will be a danger of explosion, and it can only be replaced with a battery of the same or equivalent type.

About maintenance guarantee

Honor customers:

- Firstly many thanks for you purchase our Meebook series E-book reader, please make ensure that you already read the quick start guidance before start the equipment.
- Please contact the distributors to obtain the support if meeting equipment failure. maintenance guarantee scope
- If you find the reader occur manufacture materials or technology defaults within 12 months start from the day that you purchased from distributors, you have right to use out maintenance guarantee service. But the maintenance guarantee service provided by us can't extend the whole maintain guarantee time limit.
- The maintenance guarantee scope not include the optional accessories, and the fault/damage caused by incorrect operating, error use or third party operations. The maintain guarantee scope not include consumable parts and abrasive parts, example battery can't be singly used parts finally because use consumable. maintenance guarantee clauses
- We provide free cost maintenance service, or replace new machine for you according the default situation of the products to follow our maintenance guarantee duties. The proprietary rights of the E-book reader and parts which be replaced by us belong to our company.
- All products relate to complain will be verified and confirmed by the authorized service center. After discriminated, we will send the equipment to maintain or replace the non-defect equipment.

Execute maintenance guarantee

Before apply maintain guarantee, you need provide purchase proof (invoice and receipts, etc), point out the purchase date and model/name for E-book reader, the claim for the E-book with defects should be in maintenance guarantee period.

Data backups

When maintenance the -book reader, we can't guarantee that still keep the original data of E-book reader. So, we advise you do well at data backup in advance before transport back the equipment for maintenance.

This device complies with Part 15 of the FCC Rules. Operation is subject to the following two conditions:

1. this device may not cause harmful interference, and
2. this device must accept any interference received, including interference that may cause undesired operation.

Warranty card

- Item
- Date of purchasing
- User name
- Service type
- Cause
- Address Room 405Zongtai Future Building, No 2007 Baoyuan Road, Xixiang.Baoan District, Shenzhen, PRC. 518102
- Tel 86-755-23577449
- Email meebook@haoqingtech.com

FCC statement


This device complies with part 15 of the FCC rules. Operation is subject to the following two conditions: (1) This device may not cause harmful interference, and (2) this device must accept any interference received, including interference that may cause undesired operation. 15.21 Information to the user. Any changes or modifications not expressly approved by the party responsible for compliance could void the user's authority to operate the equipment. 15.105 Information for the user. Note: This equipment has been tested and found to comply with the limits for a Class B digital device, pursuant to part 15 of the FCC rules. These limits are designed to provide reasonable protection against harmful interference in a residential installation. This equipment generates, uses and can radiate radio frequency energy and, if not installed and used in accordance with the instructions, may cause interference to radio communications. However, there is no guarantee that interference will not occur in a particular installation. If this equipment does cause harmful interference to radio or television reception, which can be determined by turning the equipment off and on, the user is encouraged to try to correct the interference by one or more of the following measures:

- Reorient or relocate the receiving antenna.
- Increase the separation between the equipment and receiver.
- Connecting the equipment to a socket on a circuit different from that to which the receiver is connected.
- Contact with the provider or a radio f TV technician for help.

Specific absorption rate (SAR):

This M6 meets the government's requirements for exposure to radio waves. The guidelines are based on standards developed by independent scientific organizations through periodic and thorough evaluation of scientific studies. The standards include a margin of safety designed to ensure the safety of all people regardless of their age or health. The FCC Statement of Exposure to RF and the SAR limit for the United States (FCC) is 1.6 W/kg average for each gram of tissue. To maintain compliance with FCC RF exposure requirements, use accessories that maintain a distance of 0mm between the user's body and the back of the M6.

Documents / Resources

	MEEBOOK M6 Ultra Compact DRM Free eReader [pdf] User Manual M6 Ultra Compact DRM Free eReader, M6, Ultra Compact DRM Free eReader, Compact DRM Free eReader, DRM Free eReader, Free eReader
---	--