



Medtronic MiniMed Mobile App User Guide

[Home](#) » [Medtronic](#) » Medtronic MiniMed Mobile App User Guide 

Medtronic

Engineering the extraordinary
Getting started with the MiniMed™ Mobile app



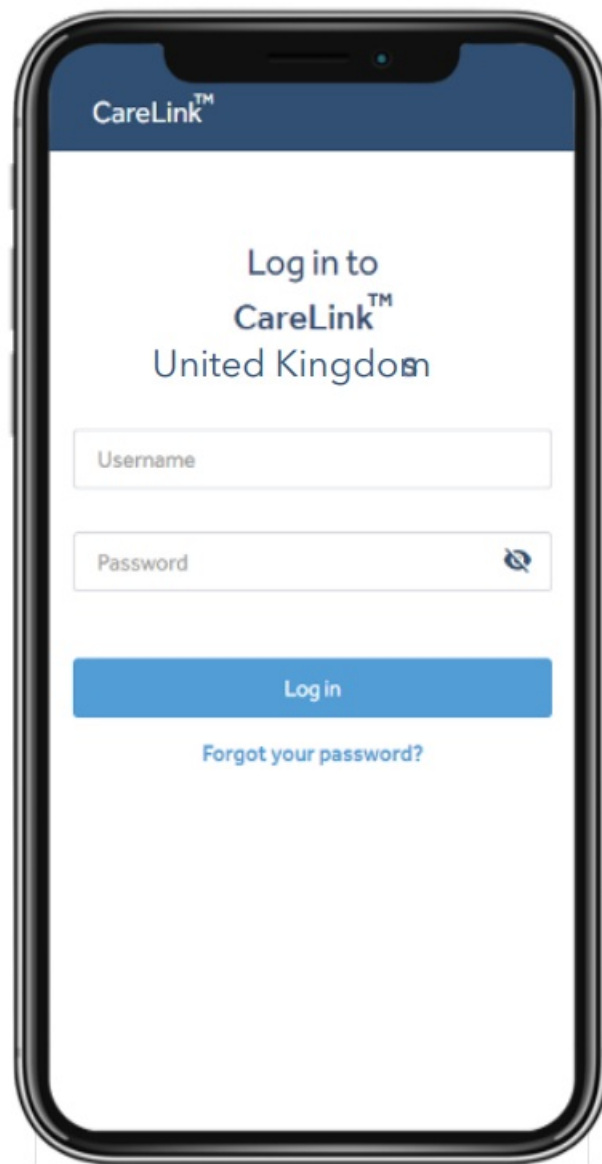
Contents

- [1 MiniMed Mobile App](#)
- [2 Navigating the app](#)
- [3 Installing MiniMed™ Mobile on your Apple® Watch](#)
- [4 MiniMed™ Mobile app \(Apple Watch®\)](#)
- [5 MiniMed™ Mobile app](#)
- [6 Accessibility options](#)
- [7 MiniMed™ Mobile app frequently asked questions](#)
- [8 I have a Medtronic insulin pump that is not the MiniMed™ 780G system. Can I still use the Apple® watch?](#)
 - [8.1 Documents / Resources](#)
 - [8.1.1 References](#)
 - [8.2 Related Posts](#)

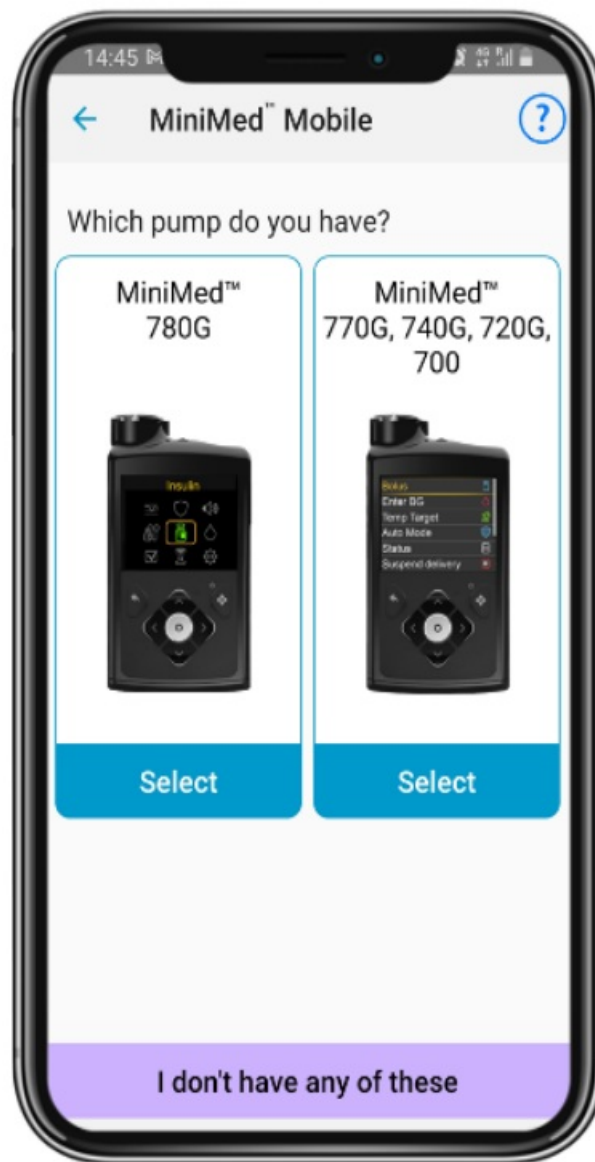
MiniMed Mobile App



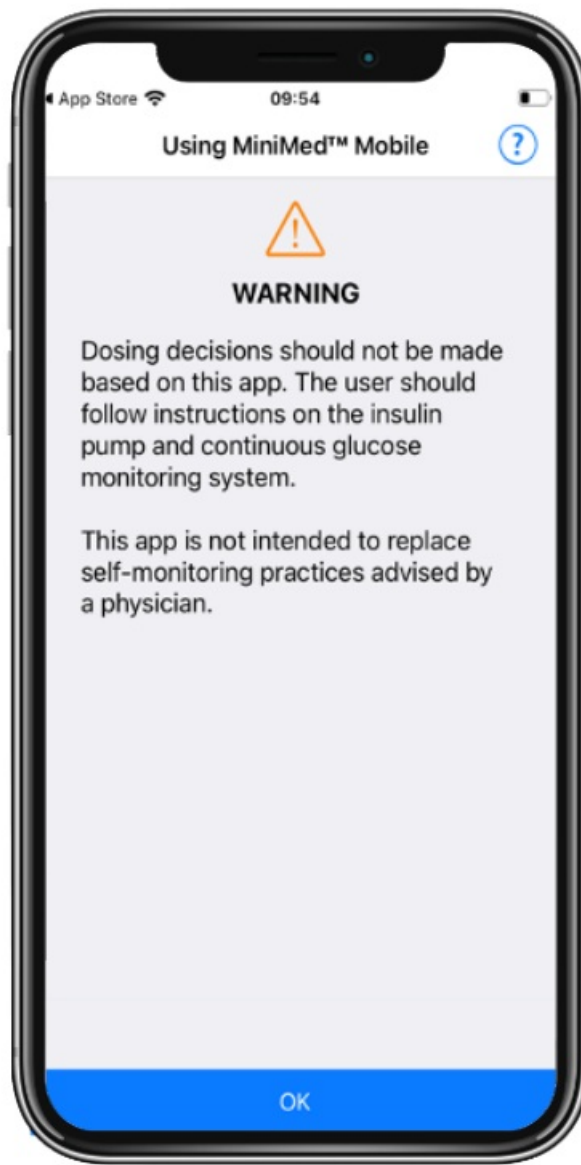
1. Download, open the app and follow the on-screen instructions.
2. Log into your CareLink™ personal account. Sign up if you do not already have an account.



3. Follow the on-screen instructions to pair the app with your MiniMed™ 700 series pump

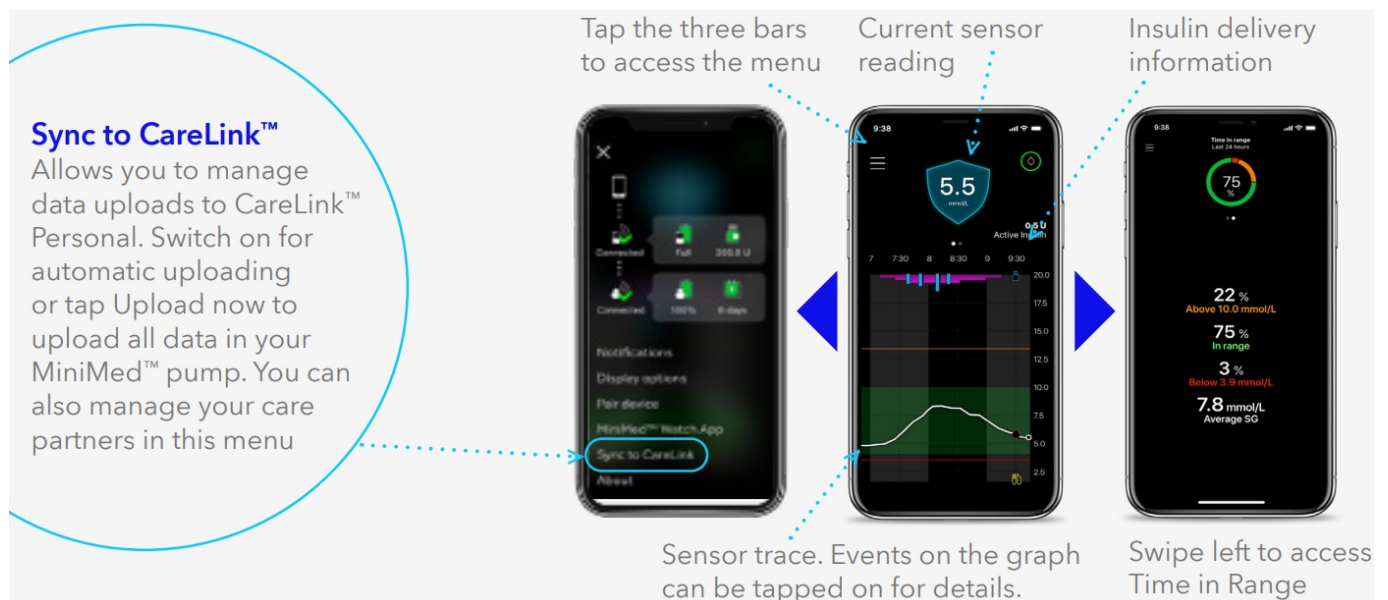


Remember to watch your phone for pairing requests



Automatic updates to mobile operating systems should also be deactivated –
If one becomes available, check the Medtronic website to see if it supported before installing.

Navigating the app



Images shown when paired with a MiniMed™ 780G system. Compatible phone? Check your device [here](#).


Installing MiniMed™ Mobile on your Apple® Watch

1. Make sure your Apple® Watch and iPhone are connected. You can check this in your Bluetooth® settings and use <https://support.apple.com/en-mn/guide/watch/apdde4d6f98e/watchos>.
2. Download the MiniMed™ Mobile app from the App Store on your iPhone if you haven't already.
3. Next you need the companion app on your Apple® Watch. If this does not happen automatically, there are two ways of doing it manually.

A. Get the app via your Watch.



- A. Press the digital crown button to see the home screen then tap the App Store
- B. Tap Search and enter “MiniMed Mobile”
- C. Find the right app with this icon and tap Get



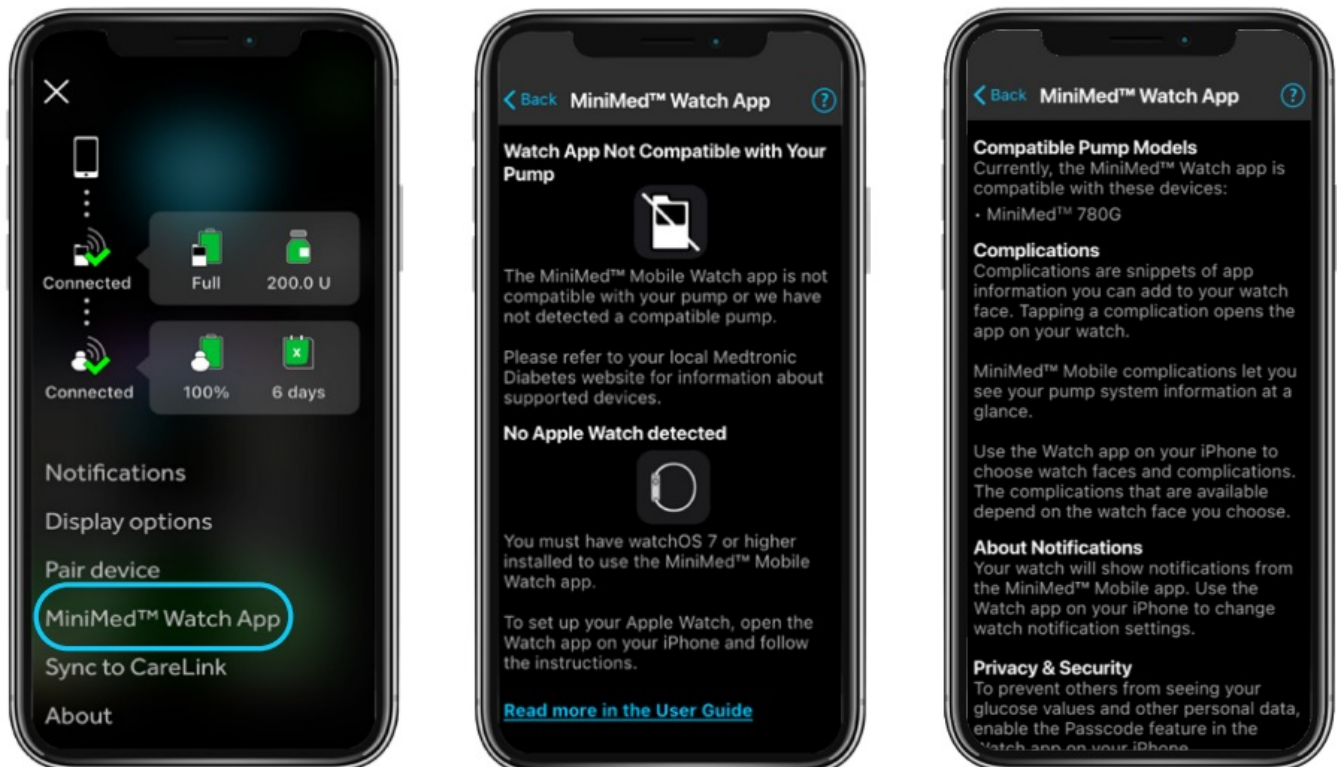
B. Get the app via your Iphone.



- A. On your iPhone, open the Watch app
- B. Tap the My Watch tab
- C. Tap Install next to the MiniMed™ Mobile app

MiniMed™ Mobile app (Apple Watch®)

MiniMed™ Mobile app with MiniMed™ 780G pump systems are also compatible with Apple® Watch*. See your values on your watch face or tap to enter the app. The phone app also has a menu option for the watch app. It can, for example, tell you if your watch or pump is not compatible or if the app on the watch is missing**



* Check your local website for full Apple® Watch and MiniMed™ pump supported devices

If default setting on phone has been set to not download companion **apps



Note: Notifications may be dismissed on your mobile device but must be cleared on the pump. They cannot be dismissed or cleared on the Watch.

MiniMed™ Mobile app

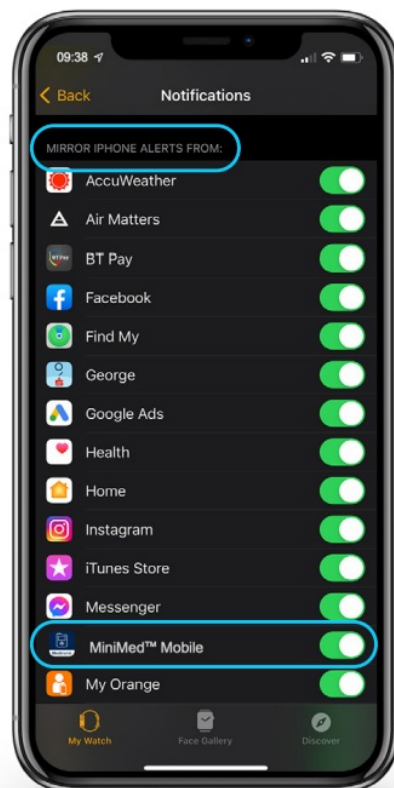
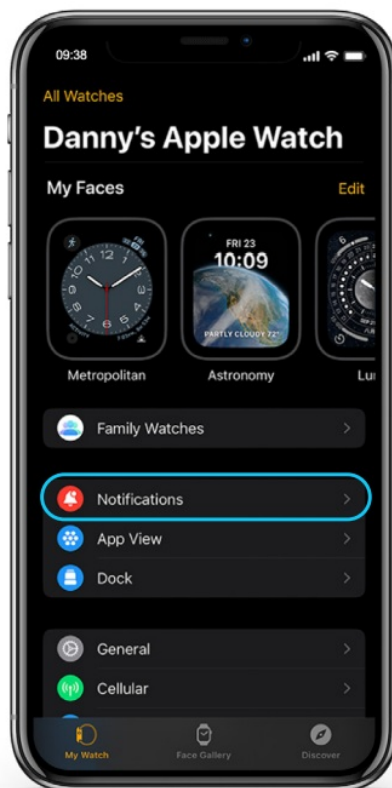
Apple Watch – Receiving notifications. Ensure mirror is active.

On the iPhone, enter the Apple watch app.

Tap on Notifications.

Scroll to the mirror iphone alerts from:

list, find the MiniMed™ Mobile app and make sure it is toggled on.



Remember:

If the iPhone is unlocked, notifications do not go to the Apple watch. Notifications are only received on the Apple watch if the iPhone is locked or asleep.

Accessibility options

Is the MiniMed™ Mobile app too difficult to make out on your Watch? You can add different complications to your Watch face to make it easier to see, here's how.

1. With the Watch face showing, touch and hold the display then tap Edit.
2. Swipe left all the way to the end and tap on the complication node you wish to use.
3. Use the digital crown to scroll through the options. MiniMed™ Mobile has three complications that can be used, chose the one that best suits you*: 1. Extra large, 2. Modular large, 3. Utility large



*not all watches support all complications
For more information, visit your local Medtronic Diabetes website.

MiniMed™ Mobile app frequently asked questions

What do I need to use the MiniMed™ Mobile app?

A Medtronic MiniMed™ 780G insulin pump, a compatible* smart (meaning it can download apps) mobile phone, a CareLink™ Personal account and an internet connection are required to use the MiniMed™ Mobile app.

Can my care partners view my data and receive alerts notifications?

Yes, they can download the CareLink™ Connect app to a compatible* mobile device and they will need your CareLink™ Personal username to complete set up. SMS (text) alerts can also be set up by care partners in CareLink™ Personal website. Up to 5 care partners may view your data.

Can my healthcare provider view my data?

Yes but they cannot receive alerts and alarms or view live data. Make sure your MiniMed™ Mobile app has the Sync to CareLink™ feature on and your CareLink™ Personal account is linked with your healthcare providers CareLink™ system account. Your healthcare providers will then have access to your data when they need it without you having to do anything.

My mobile phone has a new update available, should I update?

Not immediately. Please make sure auto-updates are deactivated on your mobile device and only manually update once Medtronic has confirmed compatibility for the MiniMed™ Mobile app and the new phone update.

There is an update available for the MiniMed™ Mobile app. Should I update?

Yes. New versions of the MiniMed™ Mobile app can be used immediately. We would encourage users to always be on the most up to date version available.

I am having trouble getting the MiniMed™ Mobile app to pair with my pump.

Make sure your Bluetooth® is switched on in your phone settings. Delete any previously paired pumps and make sure the pump and phone are within 10 feet/3 meters of each other and try again. If the problem persists, please contact your local Medtronic Diabetes helpline

I have a Medtronic insulin pump that is not the MiniMed™ 780G system. Can I still use the Apple® watch?

No. The Apple® watch can only be used by people using the MiniMed™ Mobile app with the MiniMed™ 780G system.

Is there a Android watch app available?

No, currently only the Apple version is available

Can I see my data using the Apple® Watch without my phone?

No. Your watch will show you the data that your phone is receiving from the pump. Your watch will not directly pair with your pump.

*Please consult your local Medtronic Diabetes website for full device compatibility information

Information contained herein is not medical advice and should not be used as an alternative to speaking with your doctor. Discuss indications, contraindications, warnings, precautions, potential adverse events and any further information with your health care professional.

UK-SOF-2300010 © 2023 Medtronic. Medtronic, Medtronic logo, and Engineering the extraordinary are trademarks of Medtronic. Third party brands are trademarks of their respective owners. All other brands are trademarks of a Medtronic company.

Medtronic

United Kingdom

Building 9, Croxley Park,

Hatters Lane, Watford

WD18 8WW

Diabetes Helpline UK:

+44 (0)1923 205167

Republic of Ireland

Block 3090-3094, Lake Drive City

West, Business Campus, Dublin

DN24XN47


Diabetes Helpline Ireland:

+353 (0) 15111499

[medtronic-diabetes.co.uk](https://www.medtronic-diabetes.co.uk)

[medtronic-diabetes.ie](https://www.medtronic-diabetes.ie)

Documents / Resources

 The image shows the cover of a user guide for the Medtronic MiniMed Mobile app. It features the Medtronic logo at the top left, followed by the text 'Getting started with the MiniMed™ Mobile app'. Below the text is a photograph of a young boy smiling, with a circular inset showing a close-up of the MiniMed pump and its tubing. The background of the cover is white with some green and blue accents.	<p>Medtronic MiniMed Mobile App [pdf] User Guide MiniMed Mobile app, MiniMed, Mobile app, app</p>
---	--

References

- [M Type 1 Diabetes | Medtronic Diabetes](#)
- [M Type 1 Diabetes | Medtronic Diabetes](#)
- [🍏 Set up and pair your Apple Watch with iPhone - Apple Support \(MN\)](#)
- [M Type 1 Diabetes | Medtronic Diabetes](#)
- [M Medtronic App Compatibility | Medtronic Diabetes](#)
- [M Type 1 Diabetes | Medtronic Diabetes](#)