

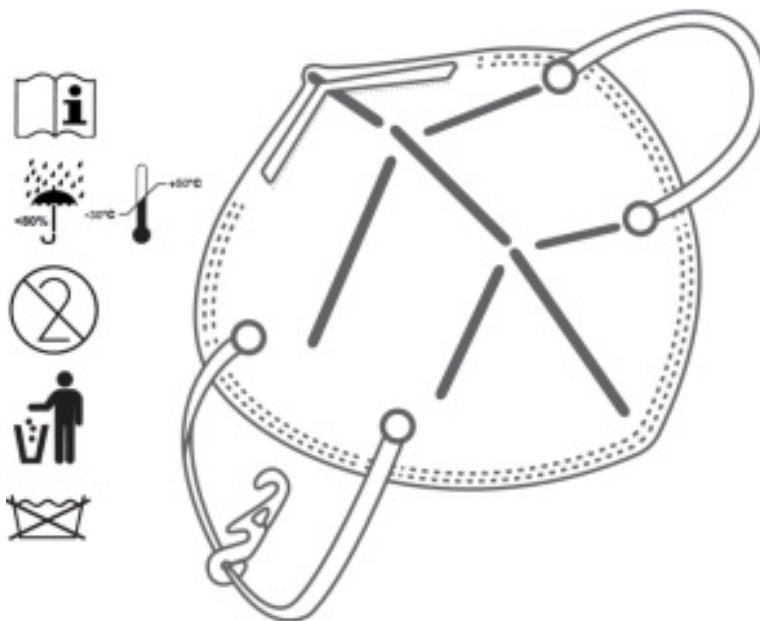


## medisana RM 100 Particle Filtering Half Masks Instruction Manual

[Home](#) » [medisana](#) » medisana RM 100 Particle Filtering Half Masks Instruction Manual 

# medisana®

RM 100  
Particle Filtering Half Masks  
User Instructions



### FITTING INSTRUCTION

1. Hold the particle half mask in position over the nose and mouth.

2. Pull the ear loops behind the ears and attach the two straps with the clip behind the head.
3. Ensure the nose clip is securely molded around the nose, resting the ends against the cheek to obtain a good seal.
4. To check for proper fit, cup both hands over the mask and exhale vigorously. If air leaks around the nose, tighten the nose clip, if air leaks around the edge, reposition the ear loops for a better fit.
5. Repeat adjustments until the mask is sealed properly.
6. If a proper seal cannot be achieved do not enter the contaminated area or it may cause illness.

### **User Instructions**

Failure to follow the instructions and warning on the use of this mask during all times of exposure can reduce the effectiveness of the mask and could result in illness or disability. A copy of the Declaration of Compliance will be supplied/provided with every smallest commercially available package. As with any respiratory device, the wearer must be adequately trained prior to use. Before use, the wearer should always check the mask is in good condition – no dirt, no damage to ear loops, etc.

### **Limitation**

Do not use the respirator or enter or stay in a contaminated area under the following circumstances:

1. The atmosphere contains less than 19.5 % oxygen.
2. If you smell or taste contaminant.
3. For protection against gases or vapors.
4. Contaminants or their concentrations are unknown or immediately dangerous to life or health.
5. For sandblasting, paint-spray operations, and asbestos treatment.
6. In explosive atmospheres.

### **Warnings**

The Mask holder clip may have an influence on the leakage of the mask. Overly tightening of the ear loops through the clip may lead to the inaccurate fitting of the mask. Please check leakage with the attached mask holder clip as described in FITTING INSTRUCTION again.

1. This mask marked "NR" is for single use only.
2. Never substitute, modify, add, or omit parts in the configuration as specified by the manufacture.
3. This mask helps protect against certain particulate contaminants but does not completely eliminate exposure to the risk of contracting disease or infection.
4. It is unlikely that the requirements for leakage will be achieved if facial hair passes under the face seal.
5. Change the mask immediately if breathing becomes difficult or the mask becomes damaged or distorted.
6. Change the mask if a proper face seal cannot be achieved.

### **Storage**

1. Store the mask in a sealed container away from contaminated areas when not used.
2. Store the mask in the original packing during transport.

Protection level: FFP2 NR with a degree of protection 95 %

Shelf life: intended for single short-term use;

when stored in closed bag: 3 years.

Size (folded): 106,7mm x 155mm

Art. No.: 33333 (VPE 10), 33335 (VPE 5), 33337 (VPE 25)

Storage: dry, <80% humidity, -30°C to +50°C



medisana GmbH  
Carl-Schurz-Str. 2,  
41460 NEUSS  
DEUTSCHLAND



Authorized manufacturer:

Medical Device Branch of Zhangzhou Easepal Industrial Co., Ltd.

4th Floor of Building #7, No.228, Jiaotong Road,

Taiwanese Investment Zone, Zhangzhou, Fujian

Standards: EN 149:2001 +A1:2009; R 2016/425

CCQS Certification Service Ltd., Block 1 Blanchardstown Corporate Park, Ballycoolin Road, Blanchardstown, Dublin 15, D15 AKK1, Dublin, Ireland, phone: 0035315886920, email: [info@ccqs.ie](mailto:info@ccqs.ie)

You can request the complete EU Declaration of Conformity from medicine GmbH, Carl-Schurz-Str. 2, 41460 Neuss, Germany, or you can also download it from the medicine homepage ([www.medisana.com](http://www.medisana.com)).

IM\_04-2021\_Ver.2.1




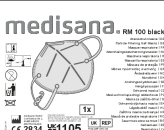
## Contents

### 1 Documents / Resources

#### 1.1 References

#### 2 Related Posts

## Documents / Resources

	<a href="#">medisana RM 100 Particle Filtering Half Masks</a> [pdf] Instruction Manual RM 100, Particle Filtering Half Masks
	<a href="#">medisana RM 100 Particle Filtering Half Masks</a> [pdf] Instructions RM 100, Particle Filtering Half Masks
	<a href="#">medisana RM 100 Particle Filtering Half Masks</a> [pdf] Instruction Manual RM 100 Particle Filtering Half Masks, RM 100, Particle Filtering Half Masks, Filtering Half Mask s, Half Masks, Masks
	<a href="#">medisana RM 100 Particle Filtering Half Masks</a> [pdf] User Guide RM 100 Particle Filtering Half Masks, RM 100, Particle Filtering Half Masks, Filtering Half Mask s, Half Masks, Masks

## References

- [m medisana – Your health in good hands](#)

