



# MEAN WELL RSP-75 Series 75W Single Output with PFC Function Power Supply Instructions

[Home](#) » [MEAN WELL](#) » MEAN WELL RSP-75 Series 75W Single Output with PFC Function Power Supply Instructions 

## Contents

- [1 MEAN WELL RSP-75 Series 75W Single Output with PFC Function Power Supply](#)
- [2 Features](#)
- [3 Applications](#)
- [4 Description](#)
- [5 Model Encoding/Order Information](#)
- [6 SPECIFICATION](#)
- [7 Mechanical Specification](#)
- [8 Block Diagram](#)
- [9 Derating Curve](#)
- [10 Output Derating VS Input Voltage](#)
- [11 Documents / Resources](#)
  - [11.1 References](#)
- [12 Related Posts](#)



**MEAN WELL RSP-75 Series 75W Single Output with PFC Function Power Supply**



## Dimension

- **L:** 159 mm, 6.26 inch
- **W:** 97 mm, 3.82 inch
- **H:** 3.82 mm, 1.18 inch

## Features

- Universal AC input/ Full range
- Built-in active PFC function
- High efficiency up to 89%
- Cooling by free air convection
- Built-in remote ON-OFF control
- Protections: Short circuit/ Overload/ Over voltage / Over temperature
- LED indicator for power on
- 3 years warranty

## Applications

- Factory control or automation apparatus
- Test and measurement instrument
- Laser related machine
- Burn-in facility
- RF application

## Description

RSP-75 is a 75W single output enclosed type AC/DC power supply. This series operates for 85-264VAC input voltage and offers the models with the DC output mostly demanded from the industry. Each model is cooled by free air convection, working for the temperature up to 70C.

## Model Encoding/Order Information

**RSP - 75 - 3.3**

Output voltage (3.3V/5V/7.5V/12V/13.5V/15V/24V/27V/48V)

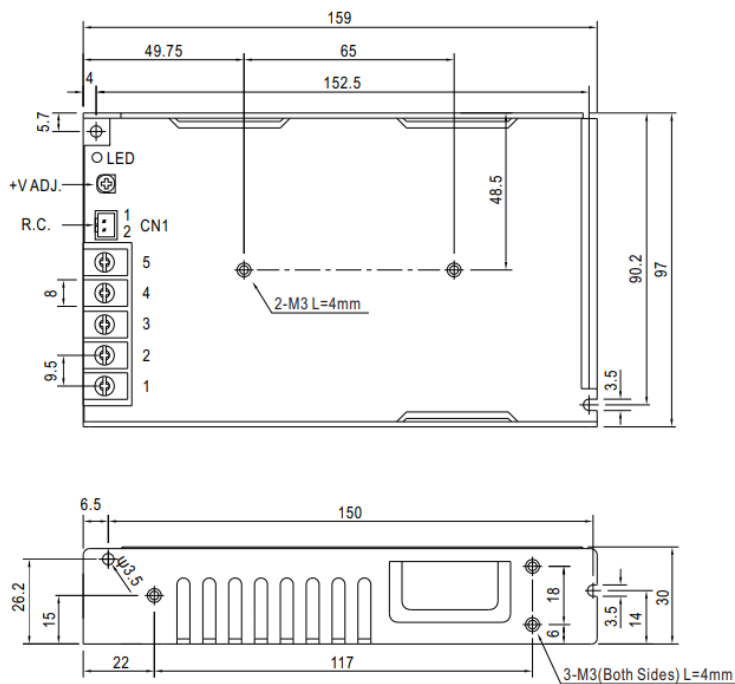
Output wattage

Series name

## SPECIFICATION

MODEL		RSP-75-3.3	RSP-75-5	RSP-75-7.5	RSP-75-12	RSP-75-13.5	RSP-75-15	RSP-75-24	RSP-75-27	RSP-75-48	
OUTPUT	DC VOLTAGE	3.3V	5V	7.5V	12V	13.5V	15V	24V	27V	48V	
	RATED CURRENT	15A	15A	10A	6.3A	5.6A	5A	3.2A	2.8A	1.6A	
	CURRENT RANGE	0 ~ 15A	0 ~ 15A	0 ~ 10A	0 ~ 6.3A	0 ~ 5.6A	0 ~ 5A	0 ~ 3.2A	0 ~ 2.8A	0 ~ 1.6A	
	RATED POWER	49.5W	75W	75W	75.6W	75.6W	75W	76.8W	75.6W	76.8W	
	RIPPLE & NOISE (max.) <small>Note.2</small>	80mVp-p	80mVp-p	80mVp-p	120mVp-p	120mVp-p	120mVp-p	120mVp-p	120mVp-p	200mVp-p	
	VOLTAGE ADJ. RANGE	3.14 ~ 3.63V	4.75 ~ 5.5V	7.13 ~ 8.25V	11.4 ~ 13.2V	12.8 ~ 14.9V	14.3 ~ 16.5V	22.8 ~ 26.4V	25.7 ~ 29.7V	45.6 ~ 52.8V	
	VOLTAGE TOLERANCE <small>Note.3</small>	±2.0%	±2.0%	±2.0%	±2.0%	±2.0%	±2.0%	±1.0%	±1.0%	±1.0%	
	LINE REGULATION	±0.5%	±0.5%	±0.5%	±0.5%	±0.5%	±0.5%	±0.5%	±0.5%	±0.5%	
	LOAD REGULATION	±1.0%	±1.0%	±1.0%	±0.5%	±0.5%	±0.5%	±0.5%	±0.5%	±0.5%	
	SETUP, RISE TIME	600ms, 30ms at full load									
HOLD UP TIME (Typ.)	16ms at full load										
INPUT	VOLTAGE RANGE	85 ~ 264VAC      120 ~ 370VDC									
	FREQUENCY RANGE	47 ~ 63Hz									
	POWER FACTOR (Typ.)	PF>0.93/230VAC      PF>0.98/115VAC at full load									
	EFFICIENCY (Typ.)	76%	82%	84%	85%	85%	86%	87%	88%	89%	
	AC CURRENT (Typ.)	0.9A/115VAC      0.5A/230VAC									
	INRUSH CURRENT (Typ.)	COLD START 35A/230VAC									
	LEAKAGE CURRENT	<2mA / 240VAC									
PROTECTION	OVERLOAD	105 ~ 135% rated output power Protection type : Constant current limiting, recovers automatically after fault condition is removed									
	OVER VOLTAGE	3.63 ~ 4.46V   5.5 ~ 6.75V   8.25 ~ 10.13V   13.2 ~ 16.2V   14.85 ~ 18.23V   16.5 ~ 20.25V   26.4 ~ 32.4V   29.7 ~ 36.45V   52.8 ~ 64.8V Protection type : Shut down o/p voltage, re-power on to recover									
	OVER TEMPERATURE	Shut down o/p voltage, recovers automatically after temperature goes down									
FUNCTION	REMOTE CONTROL	CN1: < 0~0.8VDC POWER ON , 4~10VDC POWER OFF									
ENVIRONMENT	WORKING TEMP.	-25 ~ +70°C (Refer to "Derating Curve")									
	WORKING HUMIDITY	20 ~ 90% RH non-condensing									
	STORAGE TEMP., HUMIDITY	-40 ~ +85°C, 10 ~ 95% RH non-condensing									
	TEMP. COEFFICIENT	±0.05%/°C (0 ~ 50°C)									
	VIBRATION	10 ~ 500Hz, 2G 10min./1cycle, 60min. each along X, Y, Z axes									
	OVER VOLTAGE CATEGORY	III ; According to EN61558, EN50178, EN60664-1, EN62477-1 ; altitude up to 2000 meters									
SAFETY & EMC (Note 4)	SAFETY STANDARDS	UL62368-1, TUV BS EN/EN62368-1, BS EN/EN61558-1, BS EN/EN61558-2-16, AS/NZS 62368.1, EAC TP TC 004, CCC GB4943.1, BSMI CNS14336-1 approved									
	WITHSTAND VOLTAGE	I/P-O/P:4KVAC    I/P-FG:2KVAC    O/P-FG:0.5KVAC									
	ISOLATION RESISTANCE	I/P-O/P, I/P-FG, O/P-FG:100M Ohms / 500VDC / 25°C / 70% RH									
	EMC EMISSION	Compliance to BS EN/EN55032 (CISPR32) Class B, BS EN/EN61000-3-2,-3, EAC TP TC 020, CNS13438, GB9254 Class B, GB17625.1									
	EMC IMMUNITY	Compliance to BS EN/EN61000-4-2,3,4,5,6,8,11, BS EN/EN55024, light industry level, criteria A, EAC TP TC 020									
OTHERS	MTBF	296.7K hrs min.    MIL-HDBK-217F (25°C)									
	DIMENSION	159*97*30mm (L*W*H)									
	PACKING	0.44Kg; 30pcs/14.2Kg/0.9CUFT									
NOTE	<div>1. All parameters NOT specially mentioned are measured at 230VAC input, rated load and 25°C of ambient temperature.</div> <div>2. Ripple &amp; noise are measured at 20MHz of bandwidth by using a 12" twisted pair-wire terminated with a 0.1uf &amp; 47uf parallel capacitor.</div> <div>3. Tolerance : includes set up tolerance, line regulation and load regulation.</div> <div>4. The power supply is considered a component which will be installed into a final equipment. The final equipment must be re-confirmed that it still meets EMC directives. For guidance on how to perform these EMC tests, please refer to "EMI testing of component power supplies." (as available on <a href="http://www.meanwell.com">http://www.meanwell.com</a>)</div> <div>5. The ambient temperature derating of 3.5°C/1000m with fanless models and of 5°C/1000m with fan models for operating altitude higher than 2000m(6500ft).</div> <div>※ Product Liability Disclaimer : For detailed information, please refer to <a href="https://www.meanwell.com/serviceDisclaimer.aspx">https://www.meanwell.com/serviceDisclaimer.aspx</a></div>										

## Mechanical Specification



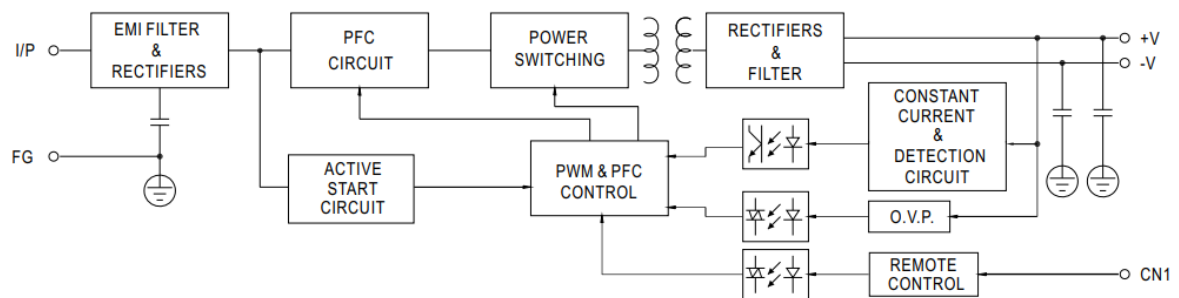
Terminal Pin No. Assignment

Pin No.	Assignment	Pin No.	Assignment
1	AC/L	4	DC OUTPUT -V
2	AC/N	5	DC OUTPUT +V
3	FG $\perp$		

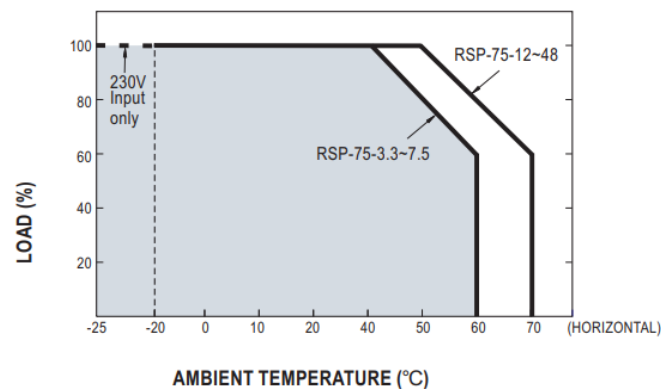
Remote ON/OFF(CN1): JST S2B-XH or equivalent(optional)

Pin No.	Assignment	Mating Housing	Terminal
1	RC+	JST XHP or equivalent	JST SXH-001T-P0.6 or equivalent
2	RC-		

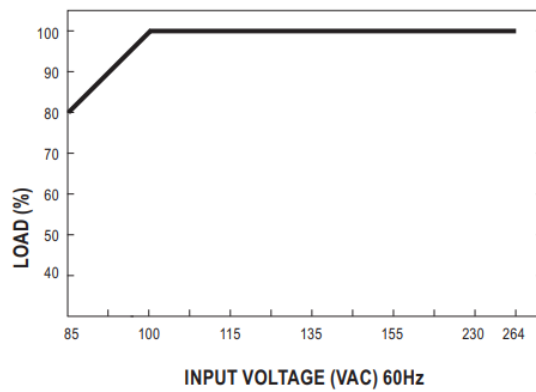
## Block Diagram



## Derating Curve




## Output Derating VS Input Voltage



## FOR FURTHER INFO



## Documents / Resources

	<p><a href="#">MEAN WELL RSP-75 Series 75W Single Output with PFC Function Power Supply</a> [pdf] Instructions</p> <p>RSP-75 Series 75W Single Output with PFC Function, RSP-75 Series, 75W Single Output with PFC Function, 75W Single Output Power Supply, Power Supply, PFC Function Power Supply</p>
--	--

## References

- [TÜV Rheinland - Home | US | TÜV Rheinland](#)
- [MEAN WELL Switching Power Supply Manufacturer](#)
- [Product Liability Disclaimer-MEAN WELL Switching Power Supply Manufacturer](#)