



# MEAN WELL PLN- 20 Series 20W Single Output LED Power Supply Owner's Manual

[Home](#) » [MEAN WELL](#) » MEAN WELL PLN- 20 Series 20W Single Output LED Power Supply Owner's Manual 

## Contents

- 1 PLN-20 series
  - 1.1 20W Single Output LED Power Supply
  - 1.2 ■ GTIN CODE
  - 1.3 ■ Features :
  - 1.4 SPECIFICATION
  - 1.5 ■ Mechanical Specification
  - 1.6 ■ Block Diagram
  - 1.7 ■ Derating Curve
  - 1.8 ■ Static Characteristics
  - 1.9 ■ Power Factor Characteristic
  - 1.10 ■ EFFICIENCY vs LOAD (48V Model)
  - 1.11 ■ DRIVING METHODS OF LED MODULE
- 2 Documents / Resources
- 3 Related Posts



20W Single Output LED Power Supply

PLN-20 series



## ■ GTIN CODE

MW Search: <https://www.meanwell.com/serviceGTIN.aspx>

## ■ Features :

- Universal AC input / Full range(up to 277VAC)
- Protections:Short circuit/Over current/Over voltage /Over temperature
- Cooling by free air convection
- Built-in constant current limiting circuit with adjustable OCP level
- Fully isolated plastic case
- Built-in active PFC function
- IP64 design for indoor or outdoor installations
- Small and compact size
- Class II power unit, no FG
- 100% full load burn-in test
- High reliability,low cost
- Suitable for Dry / Damp locations
- Suitable for LED lighting and moving sign applications
- 2 years warranty



## SPECIFICATION

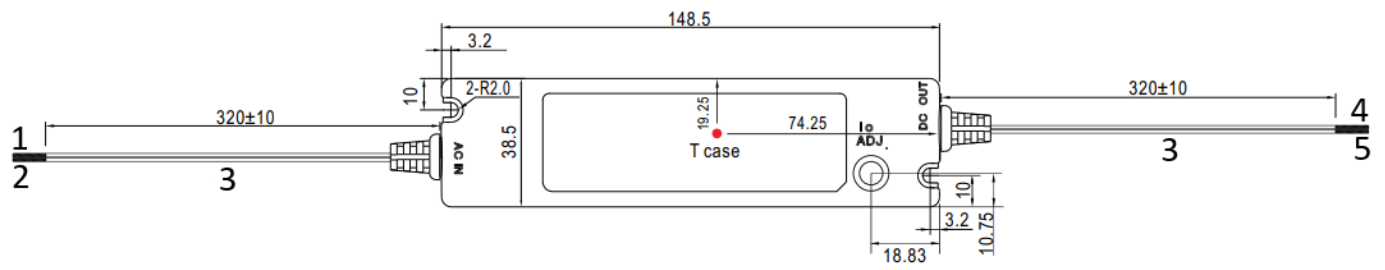


MODEL		PLN-20-12	PLN-20-18	PLN-20-24	PLN-20-36	PLN-20-48
OUT PUT	DC VOLTAGE	12V	18V	24V	36V	48V
	CONSTANT CURRENT REGION Note.5	9 ~ 12V	13.5 ~ 18V	18 ~ 24V	27 ~ 36V	36 ~ 48V
	RATED CURRENT	1.6A	1.1A	0.8A	0.55A	0.42A
	CURRENT RANGE	0 ~ 1.6A	0 ~ 1.1A	0 ~ 0.8A	0 ~ 0.55A	0 ~ 0.42A
	CURRENT ADJ. RANGE	75% ~ 100%				
	RATED POWER	19.2W	19.8W	19.2W	19.8W	20.2W

	<b>RIPPLE &amp; NOISE (max.) Note.2</b>	2.5Vp-p	3.0Vp-p	3.0Vp-p	3.0Vp-p	3.8Vp-p
	<b>VOLTAGE TOLERANCE Note.3</b>	±10%				
	<b>LINE REGULATION</b>	±3.0%				
	<b>LOAD REGULATION</b>	±10%				
	<b>SETUP TIME</b>	500ms / 230VAC 2000ms / 115VAC at full load				
INPUT	<b>VOLTAGE RANGE Note.4</b>	90 ~ 277VAC 127~392VDC				
	<b>FREQUENCY RANGE</b>	47 ~ 63Hz				
	<b>POWER FACTOR</b>	PF≥0.95/115VAC, PF>0.9/230VAC, PF>0.9/277VAC at full load (Please refer to “Power Factor Characteristic” curve)				
	<b>TOTAL HARMONIC DISTORTION</b>	THD< 20% when output loading≥75% at 115VAC/230VAC input and output loading≥75% at 277VAC input				
	<b>EFFICIENCY(Typ.)</b>	80%	81%	82%	83%	83.5%
	<b>AC CURRENT</b>	0.4A/115VAC 0.2A/230VAC 0.15A/277VAC				
	<b>INRUSH CURRENT(Typ.)</b>	COLD START 35A(twidth=40μs measured at 50% Ipeak) at 230VAC				
	<b>MAX. No. of PSUs on 16A CIRCUIT BREAKER</b>	98 units (circuit breaker of type B) / 98 units (circuit breaker of type C) at 230VAC				
	<b>LEAKAGE CURRENT</b>	0.5mA / 240VAC				
PROTECTION	<b>OVER CURRENT Note.5</b>	95 ~ 110%				
		Protection type : Constant current limiting, recovers automatically after fault condition is removed				
	<b>SHORT CIRCUIT</b>	Hiccup mode, recovers automatically after fault condition is removed.				
	<b>OVER VOLTAGE</b>	14 ~ 16V	19 ~ 22V	27 ~ 34V	41 ~ 46V	54 ~ 60V
		Protection type : Shut off o/p voltage, clamping by zener diode				
	<b>OVER TEMPERATURE</b>	Shut down o/p voltage, recovers automatically after temperature goes down				
ENVIRONMENT	<b>WORKING TEMP.</b>	-30 ~ +60°C (Refer to “Derating Curve”)				
	<b>WORKING HUMIDITY</b>	20 ~ 90% RH non-condensing				
	<b>STORAGE TEMP., HUMIDITY</b>	-40 ~ +80°C, 10 ~ 95% RH				
	<b>TEMP. COEFFICIENT</b>	±0.06%/°C (0 ~ 50°C)				
	<b>VIBRATION</b>	10 ~ 500Hz, 2G 10min./1cycle, period for 60min. each along X, Y, Z axes				

<b>SAFETY &amp; EMC</b>	<b>SAFETY STANDARDS</b>	IEC61347-1, IEC61347-2-13, TUV BS EN/EN61347-1, BS EN/EN61347-2-13, UL8750, CSA C22.2 No. 250.0-08, EAC TP TC 004, GB19510.1, GB19510.14, IP64 approved
	<b>WITHSTAND VOLTAGE</b>	I/P-O/P:3.75KVAC
	<b>ISOLATION RESISTANCE</b>	I/P-O/P:100M Ohms/500VDC / 25°C/ 70%RH
	<b>EMC EMISSION</b>	Compliance to BS EN/EN55015, BS EN/EN61000-3-2 Class C(≥75% load); BS EN/EN61000-3-3, GB17743 and GB17625.1, EAC TP TC 020
	<b>EMC IMMUNITY</b>	Compliance to BS EN/EN61000-4-2, 3, 4, 5, 6, 8, 11; BS EN/EN61547, light industry level, EAC TP TC 020
<b>OTHERS</b>	<b>MTBF</b>	5217.1K hrs min. Telcordia SR-332 (Bellcore) ; 621.4Khrs min. MIL-HDBK-217F (25°C)
	<b>DIMENSION</b>	148.5*38.5*28mm (L*W*H)
	<b>PACKING</b>	0.18Kg; 60pcs/12.8Kg/0.9CUFT
<b>NOTE</b>	<p>1. All parameters NOT specially mentioned are measured at 230VAC input, rated load and 25°C of ambient temperature.</p> <p>2. Ripple &amp; noise are measured at 20MHz of bandwidth by using a 12" twisted pair-wire terminated with a 0.1 uf &amp; 47uf parallel capacitor.</p> <p>3. Tolerance : includes set up tolerance, line regulation and load regulation.</p> <p>4. Derating may be needed under low input voltage, please check the static characteristic for more details.</p> <p>5. Please refer to "DRIVING METHODS OF LED MODULE".</p> <p>6. The power supply is considered as a component that will be operated in combination with final equipment. Since EMC performance will be affected by the complete installation, the final equipment manufacturers must re-qualify EMC Directive on the complete installation again.</p> <p>7. Direct connecting to LEDs is suggested, but is not suitable for using additional drivers.</p> <p>8. To fulfill requirements of the latest ErP regulation for lighting fixtures, this LED power supply can only be used behind a switch without permanently connected to the mains.</p> <p>9. The ambient temperature derating of 3.5°C/1000m with fanless models and of 5°C/1000m with fan models for operating altitude higher than 2000m(6500ft).</p> <p>10. For any application note and IP water proof function installation caution, please refer our user manual before using. <a href="https://www.meanwell.com/Upload/PDF/LED_EN.pdf">https://www.meanwell.com/Upload/PDF/LED_EN.pdf</a></p> <p>Product Liability Disclaimer : For detailed information, please refer to <a href="https://www.meanwell.com/serviceDisclaimer.aspx">https://www.meanwell.com/serviceDisclaimer.aspx</a></p>	

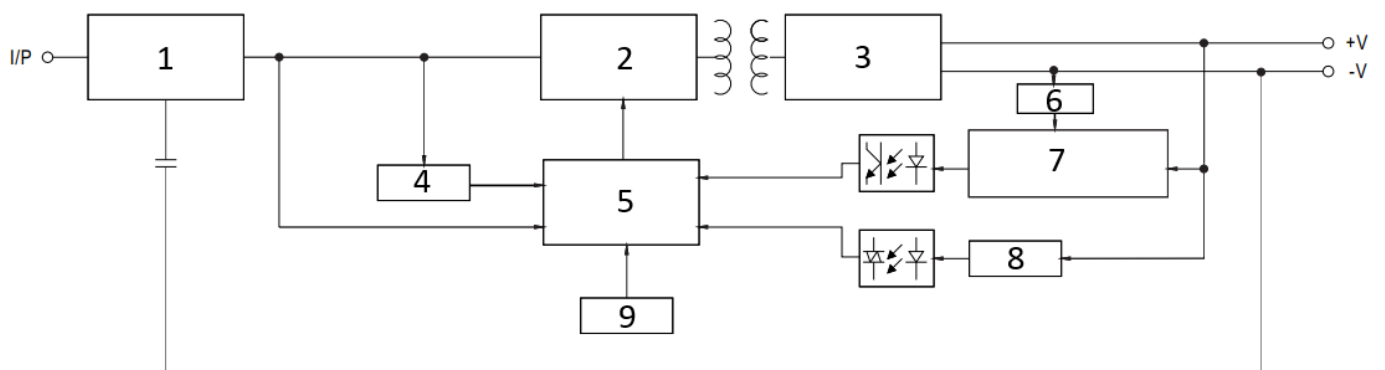
#### ■ Mechanical Specification



1. AC/L(Brown)
2. AC/N(Blue)
3. UL1015 18AWG×2C
4. +V(Red)
5. -V(Black)

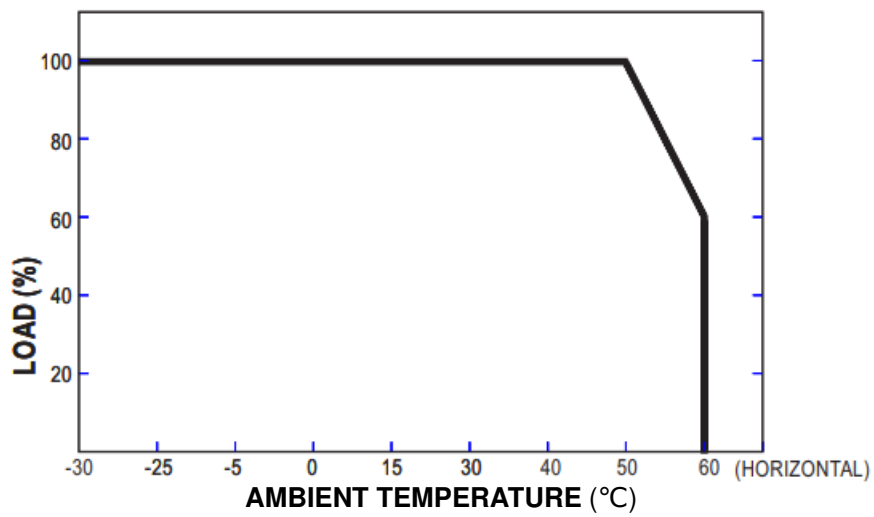


#### ■ Block Diagram

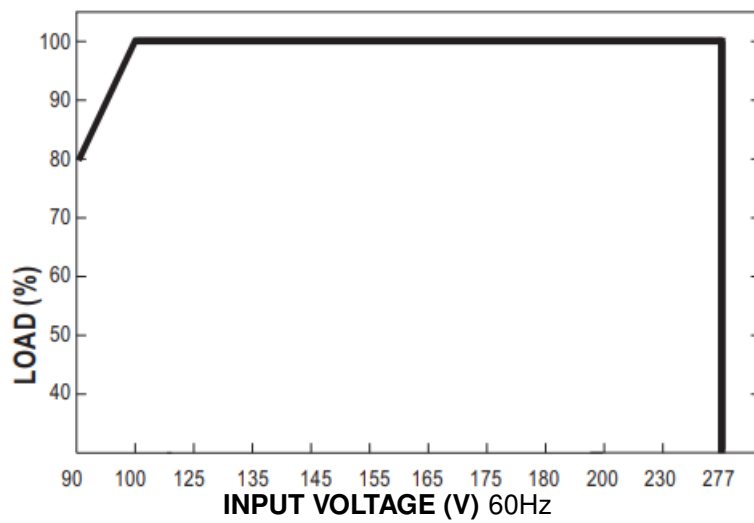


1. EMI FILTER & RECTIFIERS
2. POWER SWITCHING
3. RECTIFIERS & FILTER
4. O.L.P.
5. PWM & PFC CONTROL
6. O.C.P.
7. DETECTION CIRCUIT
8. O.V.P.
9. O.T.P.

#### ■ Derating Curve



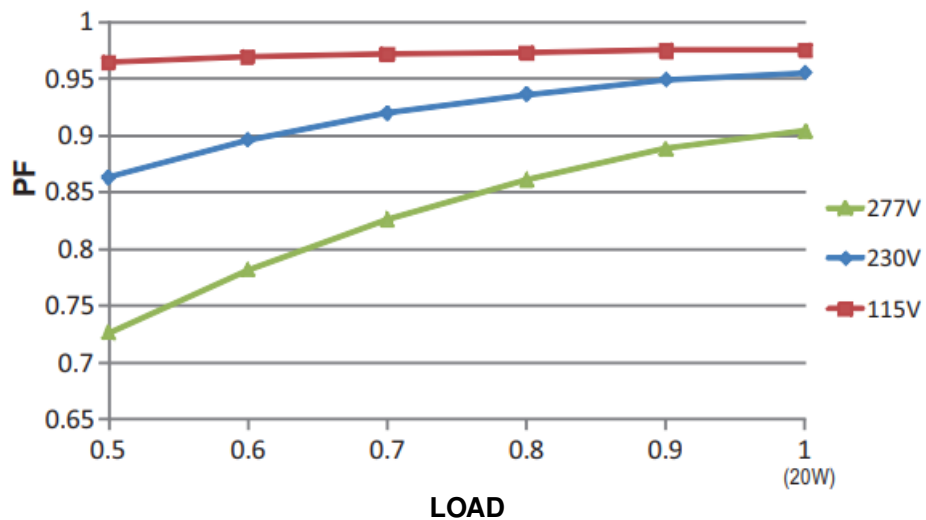
#### ■ Static Characteristics



#### ■ Power Factor Characteristic

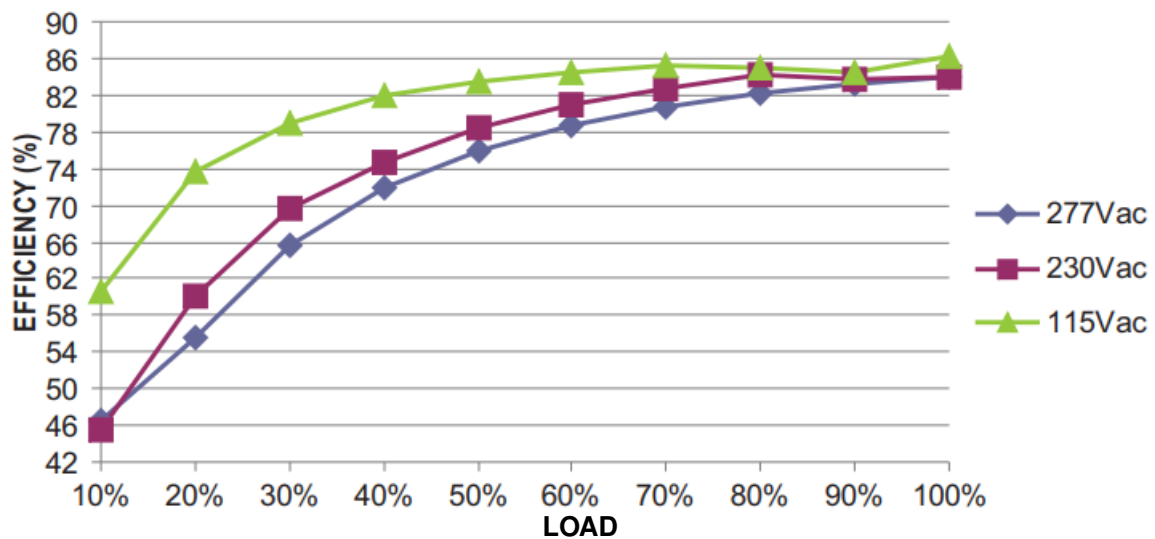
Power factor will be higher than 0.9 when output loading is 75% or higher.

#### Constant Current Mode



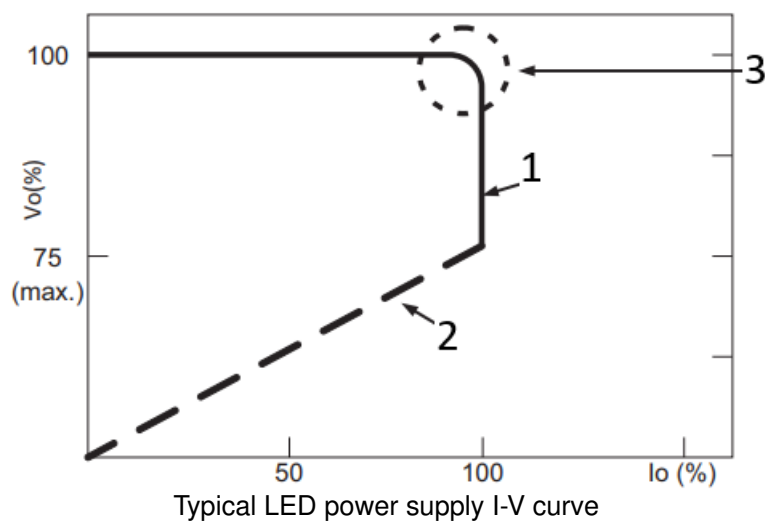
#### ■ EFFICIENCY vs LOAD (48V Model)

PLN-20 series possess superior working efficiency that up to 83.5% can be reached in field applications.



#### ■ DRIVING METHODS OF LED MODULE

This LED power supply is suggested to work in constant current mode area (CC) to drive the LEDs.



1. Constant Current area
2. Hiccup Protection
3. In the constant current region, the highest voltage at the output of the driver depends on the configuration of the end systems.

Should there be any compatibility issues, please contact MEAN WELL.

File Name:PLN-20-SPEC 2022-02-18

Downloaded from [Arrow.com](https://www.arrow.com).

**Documents / Resources**



**[MEAN WELL PLN- 20 Series 20W Single Output LED Power Supply](#)** [pdf] Owner's Manual  
PLN- 20 Series 20W Single Output LED Power Supply, PLN- 20 Series, 20W Single Output LE  
D Power Supply, Output LED Power Supply, LED Power Supply, Power Supply, Supply