



MEAN WELL HEP-185 Series 185W Switching Power Supply for Harsh Environment Owner's Manual

[Home](#) » [MEAN WELL](#) » MEAN WELL HEP-185 Series 185W Switching Power Supply for Harsh Environment Owner's Manual 



Contents

- [1 MEAN WELL HEP-185 Series 185W Switching Power Supply for Harsh Environment Owner's Manual](#)
- [2 Features](#)
- [3 Applications](#)
- [4 Description](#)
- [5 Model Encoding](#)
- [6 SPECIFICATION](#)
- [7 Block Diagram](#)
- [8 Derating Curve](#)
- [9 Static Characteristics](#)
- [10 Mechanical Specification](#)
- [11 Installation Manual](#)
- [12 Documents / Resources](#)
 - [12.1 References](#)
- [13 Related Posts](#)

MEAN WELL HEP-185 Series 185W Switching Power Supply for Harsh Environment Owner's Manual



HEP-185 series



Features



IP65 IP68 (optional)



UL62368-1



TPTC004



IEC62368-1



- Universal AC input / Full range
- Built-in active PFC function

- High efficiency up to 94%
- Fanless design, cooling by free air convection
- -55+700C wide operating range
- Aluminum case and filling with heat-conducted silicone
- IP65 design, optional IP68 rated model available
- Meet 6KV surge immunity level
- Withstand IOG vibration test
- Protections: Short circuit / Overload / Over voltage / Over temperature
- Operating altitude up to 5000 meters (Note.9)
- 6 years warranty

Applications



- Outdoor telecommunication equipment
- Outdoor electronic signage and billboard
- Petroleum plant or mine shaft facility

GTIN CODE

MW Search: <https://www.meanwell.com/serviceGTIN.aspx>

Description

HEP-185 is a 185W industrial AC/DC power supply featuring the outstanding capability to operate under highly humid, dusty, oily, and high-vibration harsh environment. The entire series is housed with the aluminum case and fully potted with heat-conducted silicone. Thanks to state-of-the-art design, the working efficiency is up to 94%, enabling HEP-185 perfectly work between -550C and +700C under free air convection.

Model Encoding

HEP - 185 - 12 A

Function mode option
Output voltage
Output wattage
Series name

A : Standard model, IP65, Vo and Io level can be adjusted through internal potentiometer.
Blank : Optional model, IP68, with fixed Vo and Io level.

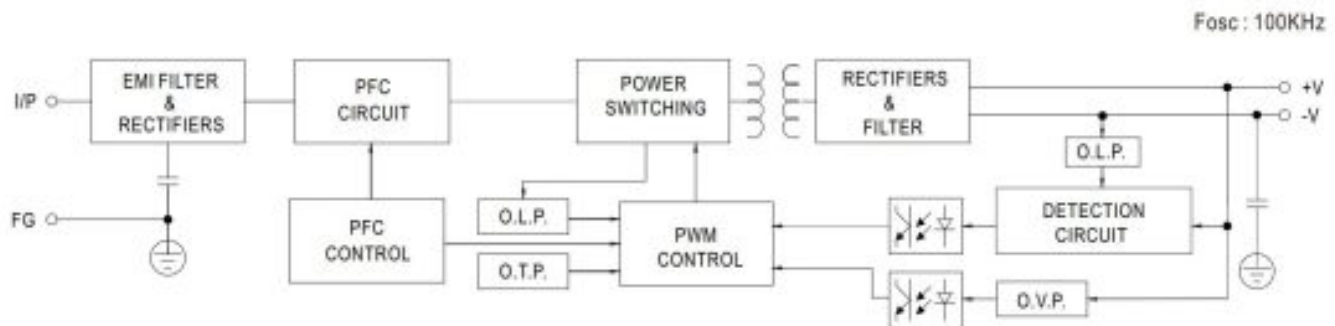
SPECIFICATION

MODEL		HEP-185-12□	HEP-185-15□	HEP-185-24□	HEP-185-36□	HEP-185-48□	HEP-185-54□
OUTPUT	DC VOLTAGE	12V	15V	24V	36V	48V	54V
	RATED CURRENT	13A	11.5A	7.8A	5.2A	3.9A	3.45A
	RATED POWER	156W	172W	187.2W	187.2W	187.2W	186.3W
	RIPPLE & NOISE (max.) Note.2	150mVp-p	150mVp-p	150mVp-p	200mVp-p	200mVp-p	200mVp-p
	VOLTAGE ADJ. RANGE Note.5	10.8 ~ 13.5V	13.5 ~ 17V	22 ~ 27V	33 ~ 40V	43 ~ 53V	49 ~ 58V
	CURRENT ADJ. RANGE	Can be adjusted by internal potentiometer for A type only					
		6.5 ~ 13A	5.75 ~ 11.5A	3.9 ~ 7.8A	2.6 ~ 5.2A	1.95 ~ 3.9A	1.72 ~ 3.45A
	VOLTAGE TOLERANCE Note.3	±2.5%	±2.0%	±1.0%	±1.0%	±1.0%	±1.0%
	LINE REGULATION	±0.5%	±0.5%	±0.5%	±0.5%	±0.5%	±0.5%
	LOAD REGULATION	±2.0%	±1.5%	±0.5%	±0.5%	±0.5%	±0.5%
INPUT	SETUP, RISE TIME Note.7	1000ms, 50ms/115VAC 500ms, 50ms/230VAC at full load					
	HOLD UP TIME (Typ.)	16ms at full load 230VAC /115VAC					
	VOLTAGE RANGE Note.4	90~264VAC (277VAC operational) 128~370VDC(390VDC operational)					
	FREQUENCY RANGE	47 ~ 63Hz					
	POWER FACTOR (Typ.)	PF>0.98/115VAC, PF>0.95/230VAC, PF>0.92/277VAC at full load					
	EFFICIENCY (Typ.)	91.5%	92%	93.5%	93.5%	94%	94%
	AC CURRENT (Typ.)	12V 1.8A / 115VAC 15V ~ 54V 2.1A / 115VAC	0.8A / 230VAC 1A / 230VAC	0.7A / 277VAC 0.8A / 277VAC			

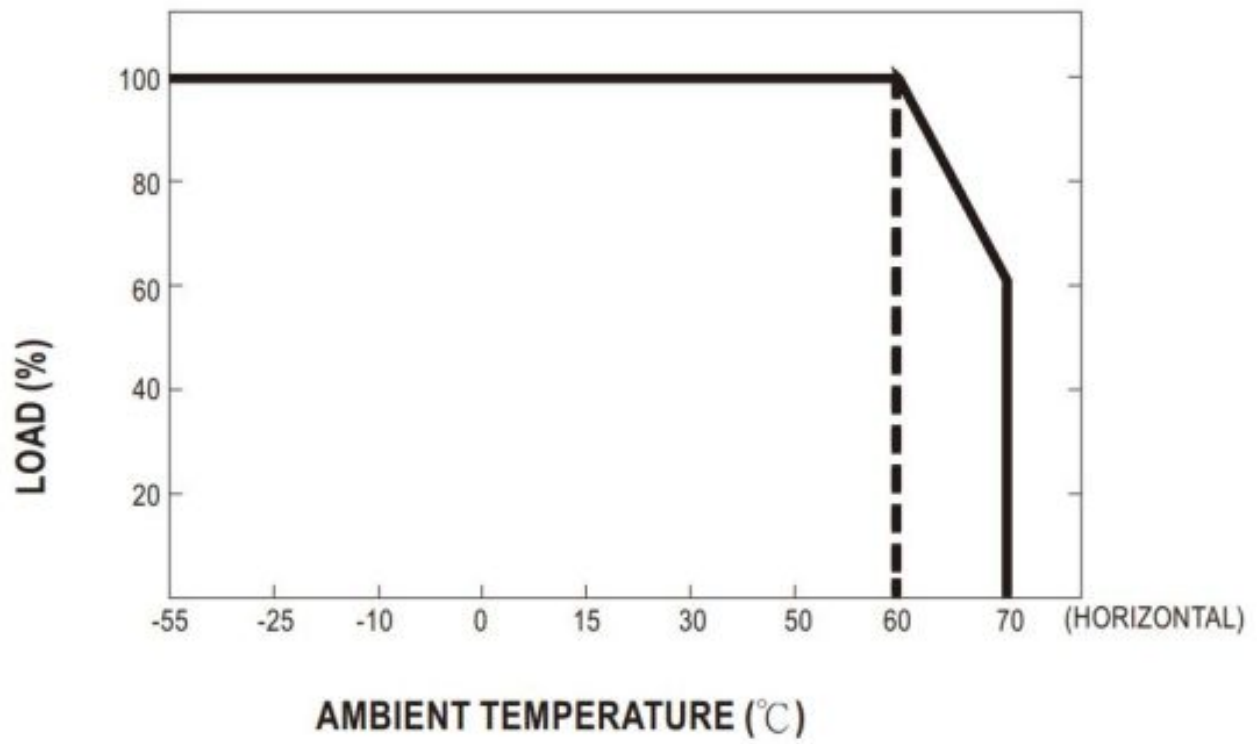
	INRUSH CURRENT(Typ.)	COLD START 65A at 230VAC					
	LEAKAGE CURRENT	<0.75mA / 277VAC					
PROTECTION	OVERLOAD	105 ~ 125% Protection type : Constant current limiting, recovers automatically after fault condition is removed					
	SHORT CIRCUIT	Constant current limiting, recovers automatically after fault condition is removed					
	OVER VOLTAGE	14 ~ 17V	18 ~ 21V	28 ~ 34V	41 ~ 46V	54 ~ 63V	59 ~ 65V
		Protection type : Shut down o/p voltage with auto-recovery or re-power on to recovery					
	OVER TEMPERATURE	Shut down o/p voltage, recovers automatically after temperature goes down					
ENVIRONMENT	WORKING TEMP.	-55 ~ +70°C (Refer to "Derating Curve")					
	WORKING HUMIDITY	20 ~ 95% RH non-condensing					
	STORAGE TEMP, HUMIDITY	-60 ~ +80°C, 10 ~ 95% RH non-condensing					
	TEMP. COEFFICIENT	±0.03%/°C (0 ~ 60°C)					
	VIBRATION	20 ~ 500Hz, 10G 12min./1cycle, period for 72min. each along X, Y, Z axes					
SAFETY & EMC	SAFETY STANDARDS Note.6.9	UL62368-1, IEC62368-1, IP65 (or IP68 for HEP-185 Blank type), EAC TP TC 004 approved ; Design refer to BS EN/EN62368-1					
	WITHSTAND VOLTAGE	I/P-O/P:3.75KVAC I/P-FG:2KVAC O/P-FG:1.5KVAC					
	ISOLATION RESISTANCE	I/P-O/P, I/P-FG, O/P-FG:100M Ohms / 500VDC / 25°C / 70% RH					
	EMC EMISSION	Compliance to BS EN/EN55032 (CISPR32) Class B, BS EN/EN61000-3-2,-3, EAC TP TC 020					
	EMC IMMUNITY	Compliance to BS EN/EN61000-4-2,3,4,5,6,8,11, BS EN/EN55035, light industry level (surge 6KV), EAC TP TC 020					

	MTBF	1967.4K hrs min. Telcordia SR-332(Bellcore) ; 164.2K hrs min. MIL-HDBK-217F (25℃)
OTHERS	DIMENSION	228*68*38.8mm (L*W*H)
	PACKING	1.15Kg; 12pcs/14.8Kg/0.8CUFT
NOTE	<p>1. All parameters NOT specially mentioned are measured at 230VAC input, rated load and 25℃ of ambient temperature.</p> <p>2. Ripple & noise are measured at 20MHz of bandwidth by using a 12" twisted pair-wire terminated with a 0.1uf & 47uf parallel capacitor.</p> <p>3. Tolerance : includes set up tolerance, line regulation and load regulation.</p> <p>4. Derating may be needed under low input voltages. Please check the static characteristics for more details.</p> <p>5. A type only.</p> <p>6. Safety and EMC design refer to BS EN/EN60598-1, CNS15233, GB7000.1, FCC part18.</p> <p>7. Length of set up time is measured at cold first start. Turning ON/OFF the power supply may lead to increase of the set up time.</p> <p>8. The power supply is considered as a component that will be operated in combination with final equipment. Since EMC performance will be affected by the complete installation, the final equipment manufacturers must re-qualify EMC Directive on the complete installation again. (as available on https://www.meanwell.com/Upload/PDF/EMI_statement_en.pdf)</p> <p>9. The water protection level test for the IP68 rating is performed 1000mm below the surface of the water for 1 month.</p> <p>10. The ambient temperature derating of 3.5℃/1000m with fanless models and of 5℃/1000m with fan models for operating altitude higher than 2000m(6500ft).</p> <p>※ Product Liability Disclaimer : For detailed information, please refer to https://www.meanwell.com/serviceDisclaimer.aspx</p>	

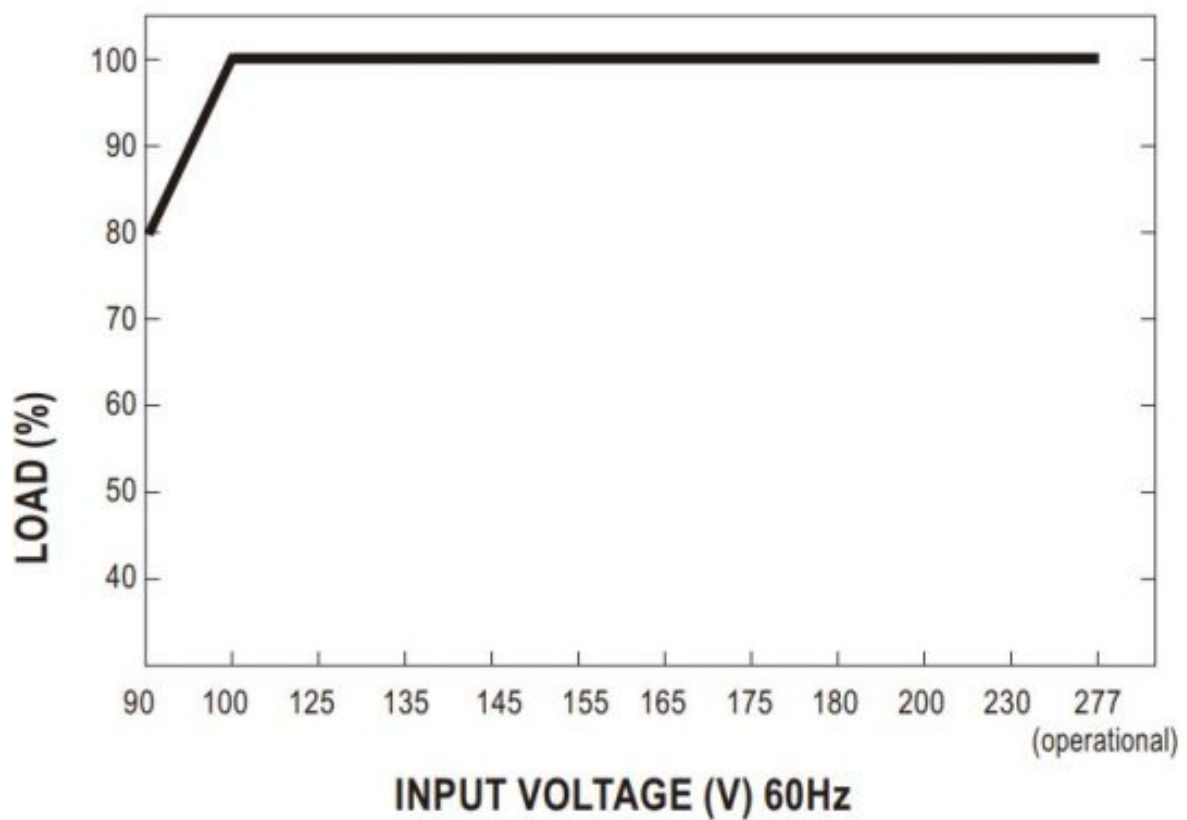
Block Diagram



Derating Curve




Static Characteristics



Mechanical Specification

Case No.994D Unit:mm Tolerance:±1


A Type: HEP-185-_A(standard model)



⊗ T case: Max. Case Temperature.

⊗ IP65 rated. Output voltage and constant current level can be adjusted through internal potentiometer.
(Can access by removing the rubber stopper on the case.)

Blank: HEP-185(optional model)



⊗ T case: Max. Case Temperature.

⊗ IP68 rated. Cable for I/O connection.

Installation Manual

Please refer to : <http://www.meanwell.com/manual.html>

Read More About This Manual & Download PDF:

Documents / Resources



[MEAN WELL HEP-185 Series 185W Switching Power Supply for Harsh Environment](#) [pdf]
Owner's Manual
HEP-185 Series, HEP-185 Series 185W Switching Power Supply for Harsh Environment, 185W Switching Power Supply for Harsh Environment, Power Supply for Harsh Environment, Supply f or Harsh Environment

References

- [User Manual](#)

[Manuals+.](#) [Privacy Policy](#)

This website is an independent publication and is neither affiliated with nor endorsed by any of the trademark owners. The "Bluetooth®" word mark and logos are registered trademarks owned by Bluetooth SIG, Inc. The "Wi-Fi®" word mark and logos are registered trademarks owned by the Wi-Fi Alliance. Any use of these marks on this website does not imply any affiliation with or endorsement.