



# MEAN WELL DUPS20 20A DIN Rail Type Uninterruptible DC-UPS Module User Manual

[Home](#) » [MEAN WELL](#) » MEAN WELL DUPS20 20A DIN Rail Type Uninterruptible DC-UPS Module User Manual



## Contents

- [1 MEAN WELL DUPS20 20A DIN Rail Type Uninterruptible DC-UPS Module](#)
- [2 Features](#)
- [3 Description](#)
- [4 Applications](#)
- [5 Model Encoding](#)
- [6 Specifications](#)
- [7 Block Diagram](#)
- [8 Derating Curve](#)
- [9 Buffering Time](#)
- [10 Mechanical Specification](#)
- [11 Installation Instruction](#)
- [12 Suggested Application](#)
  - [12.1 Installation Manual](#)
- [13 Documents / Resources](#)
  - [13.1 References](#)
- [14 Related Posts](#)



**MEAN WELL DUPS20 20A DIN Rail Type Uninterruptible DC-UPS Module**



## Features

- Uninterruptible DC-UPS controller
- Parallel connection to DC BUS (Power supply +DC-UPS Module + Batteries +Load)
- Suitable for 24V system, up to 20A
- 2A Battery charging current
- Allows 4AH-135AH lead-acid various battery capacities
- Complete diagnostic and monitoring for DC BUS OK, battery discharge, battery fail
- LED indicator for signal status
- Protections: Battery reverse polarity protection & Short circuit(By inte
- Battery discharge/Over discharge current
- Cooling by free air convection
- Width only by 40mm
- 3 years warranty

## Description

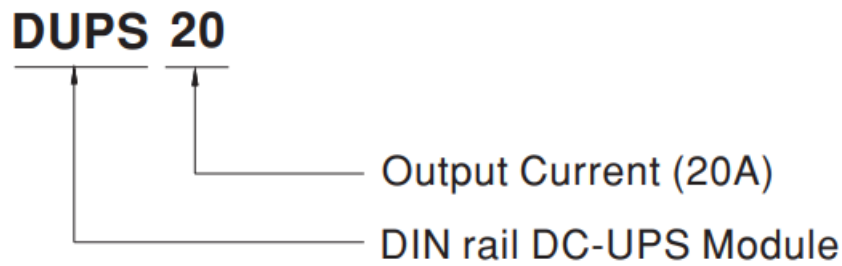
The DUPS20 is a 20A DIN rail type DC-UPS module, and it is paired with a power supply and an external battery to achieve the backup function. When the AC mains fails or is interrupted, the load will be immediately connected to the battery pack to avoid interruption and to ensure the continuous operation of the entire system (the operating time depends on the capacity of the battery pack). The main features of DUPS20 include: fast installation, small size (only 40mm wide)suitability for 24V battery packs and various capacities of 4AH-135AH, 2A battery charging

current, low voltage disconnect for battery protection and more. The product is suitable for use in data centers, security systems, emergency lighting, wireless communication UPS, central monitoring systems, etc.

Applications

- Industrial control system
- Semiconductor fabrication equipment
- Factory automation
- Electro-mechanical apparatus

Model Encoding



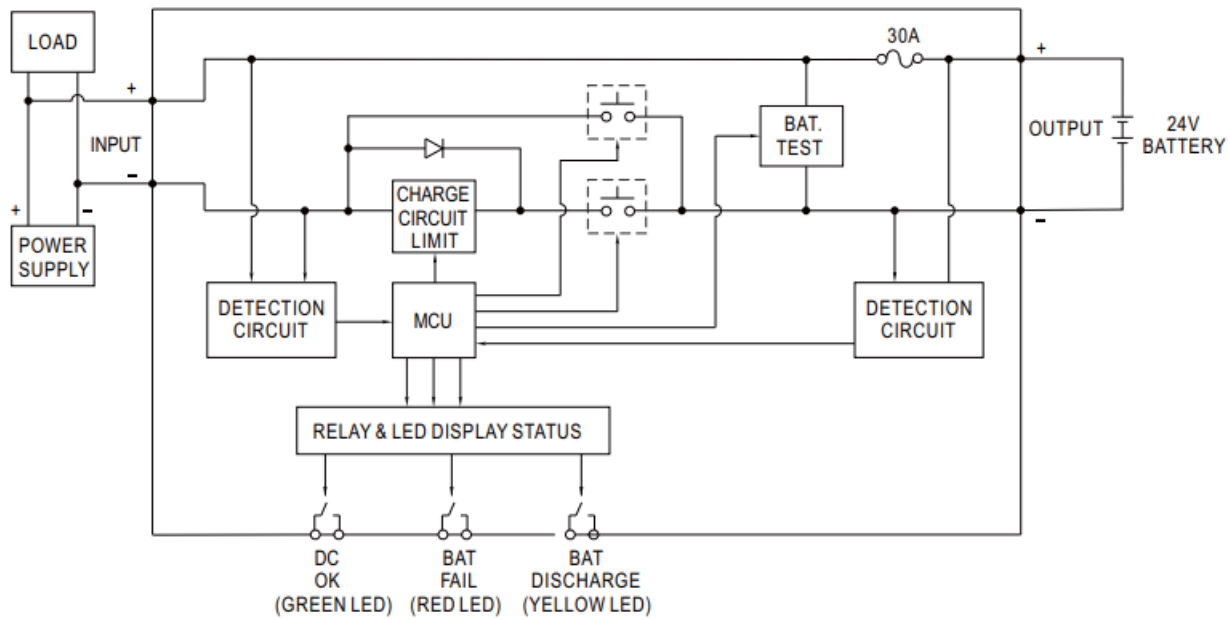
Specifications

MODEL		DUPS20
DC UPS INPUT	NORMAL INPUT VOLTAGE	24Vdc
	INPUT VOLTAGE RANGE	24 ~ 29Vdc
	RATED CURRENT	20A
DC UPS OUTPUT	VOLTAGE RANGE	21 ~ 29Vdc
	DISCHARGE CURRENT RANGE	0 ~ 20A
	CHARGING CURRENT	2A
BATTERY	NORMAL BATTERY VOLTAGE	24Vdc ( 2 x 12Vdc in series or 1 x 24Vdc)
	BATTERY TYPE	Lead-acid battery
	EXTERNAL BATTERY CAPACITIES	4AH ~ 135AH
PROT	BATTERY POLARITY	Protected by internal detection, No Damage, recovers automatically after fault conduction is removed
	SHORT CIRCUIT	This protection only works when batteries are not connected, No Damage. External fuse is recommended when batteries are connected.

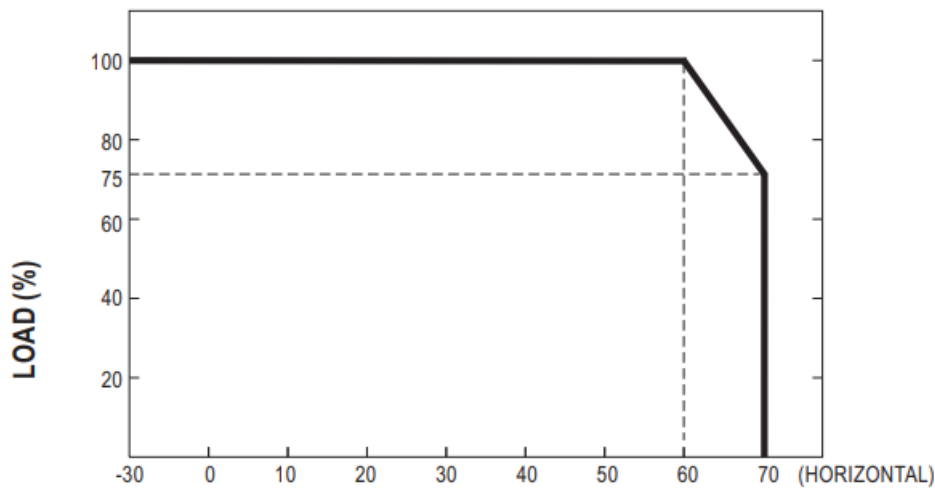
ECTIONS	OVER DISCHARGE CURRENT	21~23A,After 3 sec., unit will cut-off battery discharging by relay		
	BATTERY DEEP DISCHARGE	Cut-off battery discharging by relay		
FUNCTION	RELAY CONTACT RATINGS (max.)	30VDC/1A resistive load		
	DC BUS OK	Relay contact : Short when DC voltage between 21~29V(±2%), relay contacts		
		LED(Green) : DC BUS OK : light ; DC BUS fail : dark		
	BATTERY FAIL  Note.2	Short when battery voltage falls below 22V(±2%) or battery failure is observed through the battery test function, relay contacts		
		LED(Red) : Battery over-discharge warning or battery broken : light ; Battery OK : dark		
	BATTERY DISCHARGE	Relay contact : Short when battery in discharge condition, relay contacts		
LED(Yellow) : light : Battery discharging ; dark : Battery is not discharging or discharging current < 1.0A				
ENVIRONMENT	COOLING	Free air convection		
	WORKING TEMP.  Note.3	-30 ~ +70°C (Refer to “Derating Curve”)		
	WORKING HUMIDITY	5 ~ 95% RH non-condensing		
	STORAGE TEMP.	-40 ~ +85°C		
	TEMP. COEFFICIENT	±0.03%/°C (0 ~ 60°C)		
	VIBRATION	Component:10 ~ 500Hz, 2G 10min./1cycle, 60min. each along X, Y, Z axes; Mounting: Compliance to IEC60068-2-6		
	OPERATING ALTITUDE  Note.4	2000 meters/OVC II		
	SAFETY STANDARDS	EAC TP TC 004 approved		
	WITHSTAND VOLTAGE	IP/OP – Chassis : 0.5KVac ; IP/OP- Relay : 0.5KVac ; Relay – Chassis : 0.5KVac		
	ISOLATION RESISTANCE	IP/OP – Chassis, IP/OP- Relay, Relay – Chassis:>100M Ohms / 500Vdc / 25°C/ 70% RH		
	EMC EMISSION	Parameter	Standard	Test Level / Note
		Conducted	—	—
		Radiated	BS EN/EN55032(CISPR32)	Class B
		Voltage Flicker	—	—
		Harmonic Current	—	—

SAFE TY & EMC  (Note. 5)	EMC IMMUNITY	BS EN/EN55035, BS EN/EN61000-6-2, BS EN/EN61204-3		
		Parameter	Standard	Test Level / Note
		ESD	BS EN/EN61000-4-2	Level 3, 8KV air ; Level 2, 4KV contact; criteria B  Level 2, 4KV air ; Level 1, 2KV contact; criteria A
		Radiated	BS EN/EN61000-4-3	Level 3, 10V/m ; criteria A
		EFT / Burst	BS EN/EN61000-4-4	Level 3, 2KV ; criteria A
		Surge	BS EN/EN61000-4-5	Level 3, 0.5KV(DC input ports)
		Conducted	BS EN/EN61000-4-6	Level 3, 10V ; criteria A
		Magnetic Field	BS EN/EN61000-4-8	Level 4, 30A/m ; criteria A
OTHERS	MTBF	421.0K hrs min. Telcordia SR-332 (Bellcore) ; 482.1K hrs min. MIL-HDBK-217F (25°C)		
	DIMENSION	40*125.2*113.5mm (W*H*D)		
	PACKING	0.31Kg; 20pcs/7.2Kg/1.16CUFT		
NOTE	<p>1. All parameters NOT specially mentioned are measured at normal input(24V) , rated load and 25°C of ambient temperature.</p> <p>2. Every 30 seconds, unit will test the battery.If the testing result is faulty, unit will turn on “Battery Fail” relay contact and “Red LED” indicator.</p> <p>3. Derating may be needed over high ambient temperature. Please check the derating curve for more details.</p> <p>4. The ambient temperature derating of 3.5°C/1000m with fanless models and of 5°C/1000m with fan models for operating altitude higher than 2000m(6500ft).</p> <p>5.The unit is considered a component which will be installed into a final equipment. All the EMC tests have been executed by mounting the unit on a 360*720mm metal plate with 1mm of thickness. The final equipment must be re-confirmed that it still meets EMC directives. For guidance on how to perform these EMC tests,please refer to “EMI testing of component power supplies.”(as available on <a href="http://www.meanwell.com">http://www.meanwell.com</a>)</p> <p>※ Product Liability Disclaimer For detailed information, please refer to <a href="https://www.meanwell.com/serviceDisclaimer.aspx">https://www.meanwell.com/serviceDisclaimer.aspx</a></p>			

Block Diagram

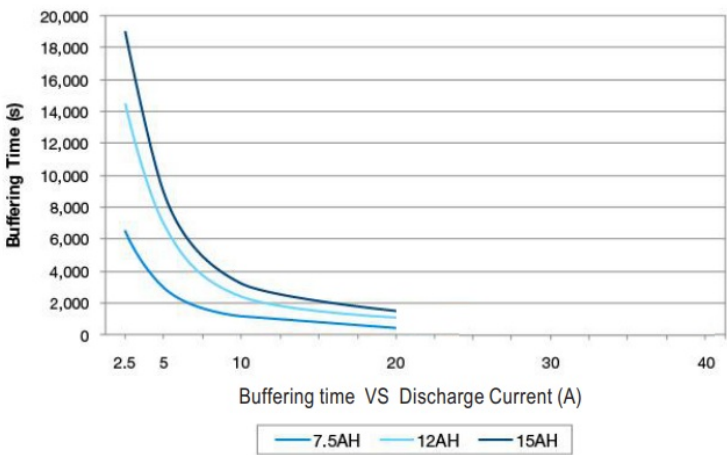


Derating Curve



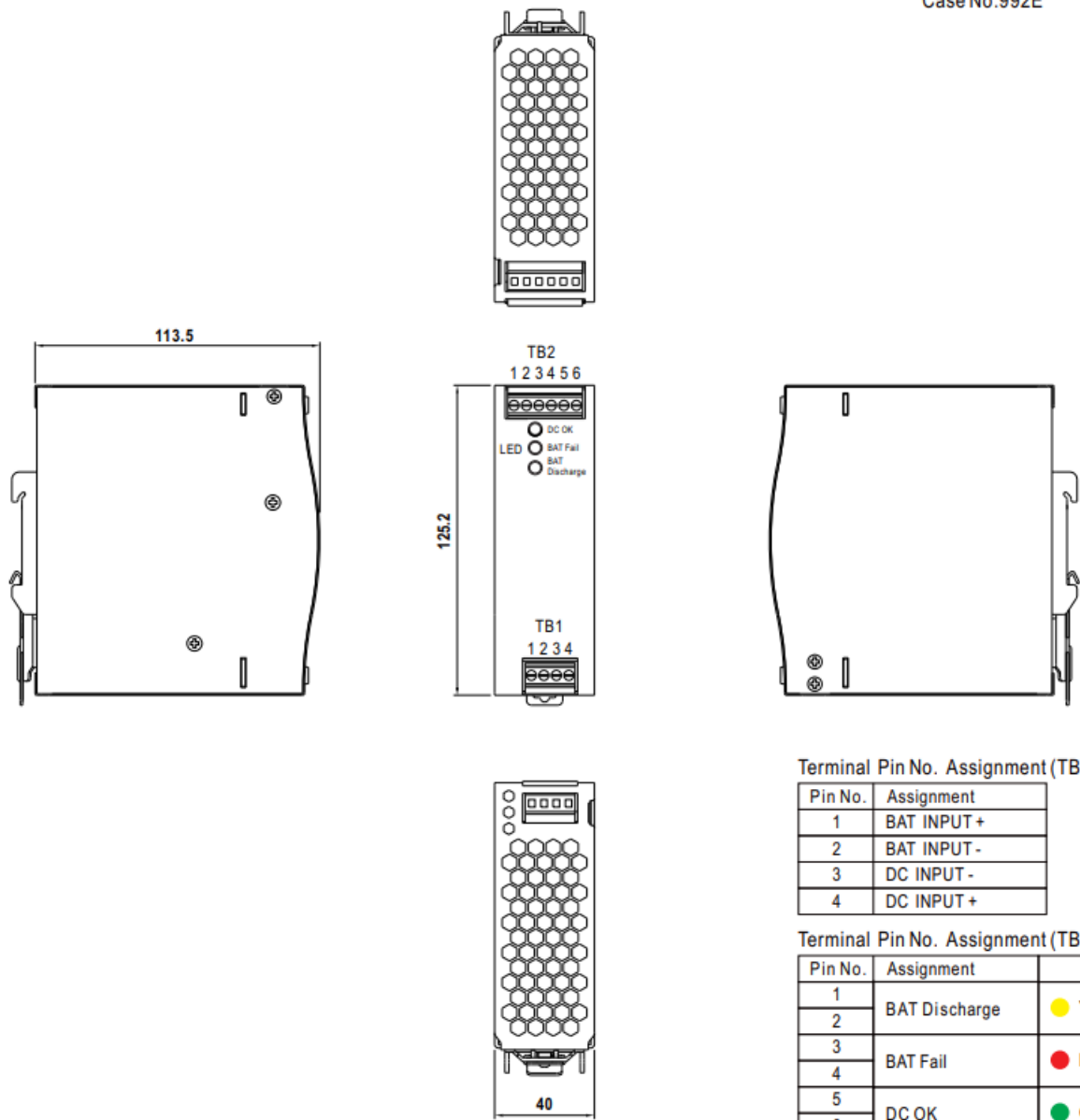
Buffering Time

Discharge Current	Buffering Time(Reference)		
	7.5AH	12AH	15AH
2.5A	6500s	14500s	19000s
5A	3000s	7000s	9000s
10A	1200s	2400s	3200s
20A	400s	1100s	1500s

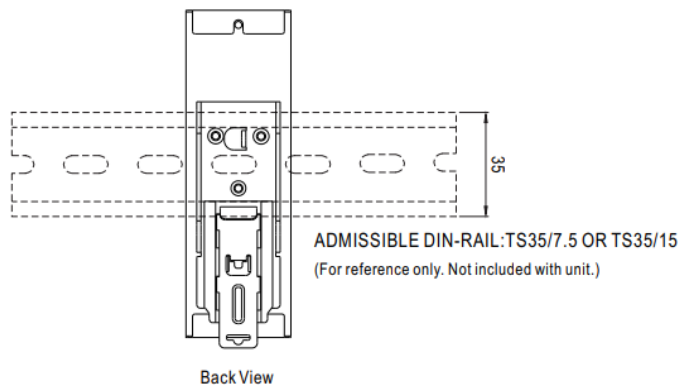


Mechanical Specification

Case No.992E      Unit:mm



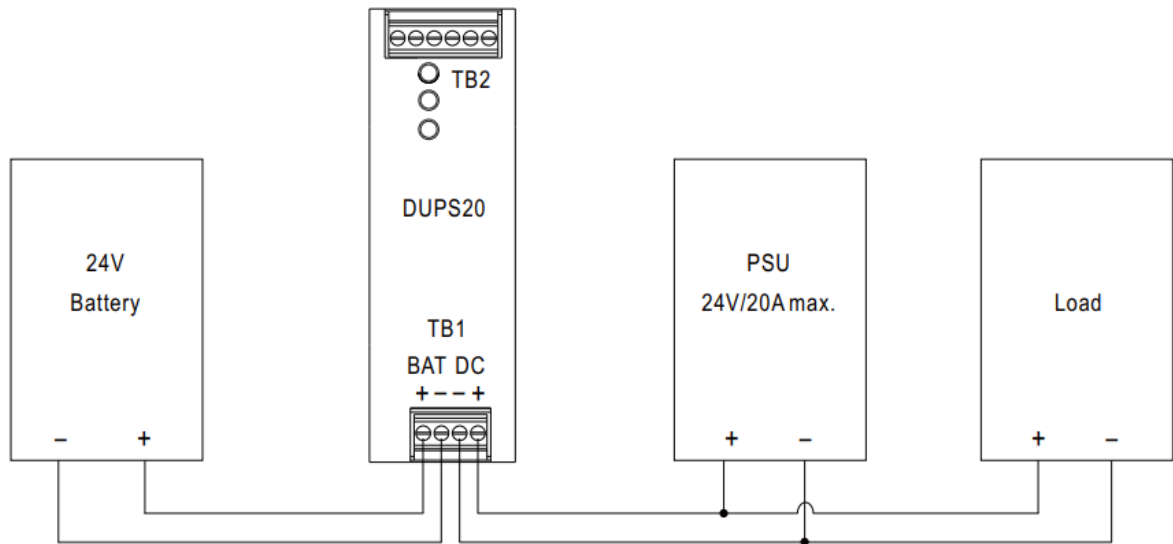
Installation Instruction



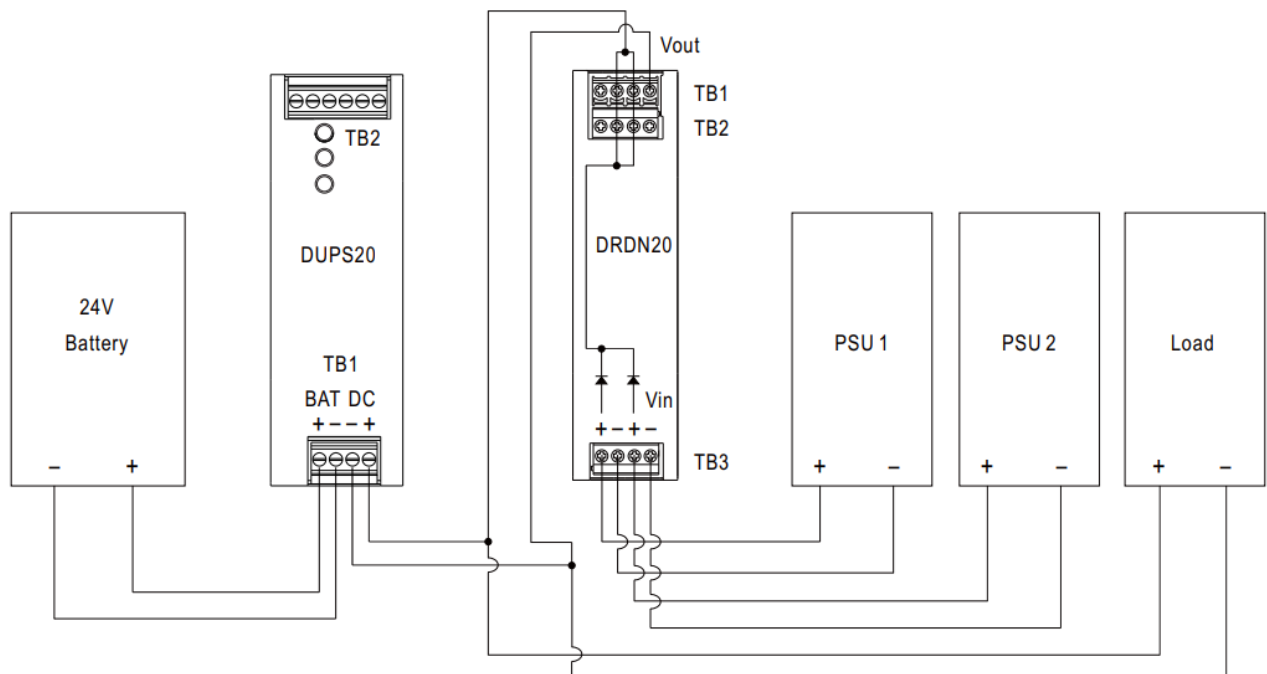
This series fits DIN rail TS35/7.5 or TS35/15.  
For installation details, please refer to the Instruction manual.

Suggested Application

- 1. Back up connection for AC interruption




2. Combine redundancy module (DRDN20) to back up AC interruption or failure of PSU



## Installation Manual

Please refer to : <http://www.meanwell.com/manual.html>

## Documents / Resources

	<p><b><a href="#">MEAN WELL DUPS20 20A DIN Rail Type Uninterruptible DC-UPS Module</a></b> [pdf] User Manual</p> <p>DUPS20, 20A DIN Rail Type Uninterruptible DC-UPS Module, DUPS20 20A DIN Rail Type Uninterruptible DC-UPS Module, DIN Rail Type Uninterruptible DC-UPS Module, Rail Type Uninterruptible DC-UPS Module, Uninterruptible DC-UPS Module, DC-UPS Module</p>
---	---

## References



-  [Installation Manual-MEAN WELL Switching Power Supply Manufacturer](#)
-  [Product Liability Disclaimer-MEAN WELL Switching Power Supply Manufacturer](#)

Manuals+.