



# MEAN WELL APV-8 Series 8W Single Output Switching Power Supply Owner's Manual

[Home](#) » [MEAN WELL](#) » MEAN WELL APV-8 Series 8W Single Output Switching Power Supply Owner's Manual



## Contents

- [1 MEAN WELL APV-8 Series 8W Single Output Switching Power Supply](#)
- [2 Product Information](#)
- [3 Product Usage Instructions](#)
- [4 Features](#)
- [5 Applications](#)
- [6 GTIN CODE](#)
- [7 Description](#)
- [8 Model Encoding](#)
- [9 SPECIFICATION](#)
- [10 MECHANICAL DIAGRAM](#)
- [11 BLOCK DIAGRAM](#)
- [12 DERATING CURVE](#)
- [13 STATIC CHARACTERISTICS](#)
- [14 Documents / Resources](#)
- [15 Related Posts](#)



**MEAN WELL APV-8 Series 8W Single Output Switching Power Supply**



## Product Information

<b>Product Name</b>	8W Single Output Switching Power Supply
<b>Model</b>	APV-8 series
<b>Input Voltage Range</b>	90 ~ 264VAC, 127 ~ 370VDC
<b>Output Voltage and Current</b>	<ul style="list-style-type: none"><li>• Model APV-8-5: 5V, 1.4A</li><li>• Model APV-8-12: 12V, 0.67A</li><li>• Model APV-8-24: 24V, 0.34A</li></ul>
<b>Ripple &amp; Noise (max)</b>	250mVp-p
<b>Working Temperature Range</b>	-30°C to +70°C (Refer to Derating Curve)
<b>Working Humidity Range</b>	20% to 90% RH non-condensing
<b>Safety Standards</b>	UL8750, CSA C22.2 No.250.0-08, BIS IS15885(except for 5V), BIS IS15885(R-62002178 made in India only), EAC TP TC 004, BS EN/EN 62368-1 approved
<b>EMC Compliance</b>	EMC Emission: Compliance to BS EN/EN55032, BS EN/EN61000-3-2, BS EN/EN61000-3-3, EAC TP TC 020 EMC Immunity: Compliance to BS EN/EN55035, BS EN/EN61000-4-2,3,4,5,6,8,11; light industry level (surge 2KV), EAC TP TC 020

## Product Usage Instructions

### Installation

1. Ensure that the input voltage range of the power supply (90 ~ 264VAC) matches the power source.
2. Connect the AC/N (Blue) and AC/L (Brown) wires to the appropriate terminals of the power supply.
3. Connect the +V (Red) and -V (Black) wires to the terminals of the device requiring power.

### Operation

1. Apply power to the power supply by turning on the power source.

2. The power supply will provide the specified output voltage and current to the connected device.

## **Safety Precautions**

1. Ensure that the power supply is used within the specified temperature range of -30°C to +70°C.
2. Avoid exposing the power supply to high humidity conditions above 90% RH.
3. Follow all safety standards and regulations mentioned in the user manual.

## **Features**

- Constant voltage design
- Universal AC input / Full range
- Class II power unit, no FG
- Fully isolated plastic case
- IP42 design
- Small and compact size
- Cooling by free air convection
- Protections: Short circuit / Overload / Over voltage
- No load power consumption <0.5W
- 100% full load burn-in test
- Low cost, high reliability
- 2 years warranty

## **Applications**

Suitable for LED related fixture or appliance (such as LED Decoration or Advertisement devices) (Note.7)

## **GTIN CODE**

MW Search: <https://www.meanwell.com/serviceGTIN.aspx>

## **Description**

APV-8 series is one 8W AC/DC constant voltage mode single output LED power supply. It accepts the full range input 90~264VAC and provides three models with different output voltage, 5V, 12V, 24V, respectively, that the small wattage LED applications employ the most frequently. Exploiting Class II design (without FG pin) and adopting the 94V-0 flame retardant plastic enclosure, APV-8 ideally fits the entry-level LED applications.

## **Model Encoding**

**APV - 8 - 12**

Output voltage

Output wattage

Series name

**SPECIFICATION**

MODEL		APV-8-5	APV-8-12	APV-8-24
OUTPUT	DC VOLTAGE	5V	12V	24V
	RATED CURRENT	1.4A	0.67A	0.34A
	CURRENT RANGE	0 ~ 1.4A	0 ~ 0.67A	0 ~ 0.34A
	RATED POWER	7W	8.04W	8.16W
	RIPPLE & NOISE (max.) Note.2	250mVp-p	250mVp-p	300mVp-p
	VOLTAGE TOLERANCE Note.3	±5.0%		
	LINE REGULATION	±1.0%		
	LOAD REGULATION	±2.0%		
	SETUP, RISE TIME	500ms, 30ms / 230VAC      1500ms,30ms / 115VAC at full load		
	HOLD UP TIME (Typ.)	20ms/230VAC at full load		
INPUT	VOLTAGE RANGE Note.4	90 ~ 264VAC      127 ~ 370VDC (Note.6)		
	FREQUENCY RANGE	47 ~ 63Hz		
	EFFICIENCY (Typ.)	74%	80%	81%
	AC CURRENT	0.15A/230VAC    0.3A/115VAC		
	INRUSH CURRENT(Typ.)	COLD START 70A(twidth=120μs measured at 50% Ipeak) at 230VAC		
PROTECTION	LEAKAGE CURRENT	0.25mA / 240VAC		
	SHORT CIRCUIT	Hiccup mode, recovers automatically after fault condition is removed		
	OVER LOAD	Above 105% rated output power		
		Protection type : Hiccup mode, recovers automatically after fault condition is removed		
	OVER VOLTAGE	5.75 ~ 6.75V	13.8 ~ 16V	27.6 ~ 32.4V
		Protection type : Shut off o/p voltage, clamping by zener diode		
ENVIRONMENT	WORKING TEMP.	-30 ~ +70°C (Refer to "Derating Curve")		
	WORKING HUMIDITY	20 ~ 90% RH non-condensing		
	STORAGE TEMP., HUMIDITY	-40 ~ +80°C, 10 ~ 95% RH		
	TEMP. COEFFICIENT	±0.03%/°C (0 ~ 45°C)		
	VIBRATION	10 ~ 500Hz, 2G 10min./1cycle, period for 60min. each along X, Y, Z axes		
SAFETY & EMC	SAFETY STANDARDS Note.8	UL8750, CSA C22.2 No.250.0-08, BIS IS15885(except for 5V), BIS IS15885(R-62002178 made in India only), EAC TP TC 004, BS EN/EN 62368-1 approved		
	WITHSTAND VOLTAGE	I/P-O/P:3.75KVAC		
	ISOLATION RESISTANCE	I/P-O/P:>100M Ohms / 500VDC / 25°C / 70% RH		
	EMC EMISSION	Compliance to BS EN/EN55032,BS EN/EN61000-3-2,BS EN/EN61000-3-3, EAC TP TC 020		
	EMC IMMUNITY	Compliance to BS EN/EN55035,BS EN/EN61000-4-2,3,4,5,6,8,11; light industry level(surge 2KV), EAC TP TC 020		
OTHERS	MTBF	9638.4K hrs min.    Telcordia SR-332 (Bellcore) ;    1631.5K hrs min.    MIL-HDBK-217F (25°C)		
	DIMENSION	60*30*23.5mm(L*W*H)		
	PACKING	0.05Kg;144pcs/7.6Kg/0.79CUFT		

**NOTES**

1. All parameters NOT specially mentioned are measured at 230VAC input, rated load and 25°C of ambient

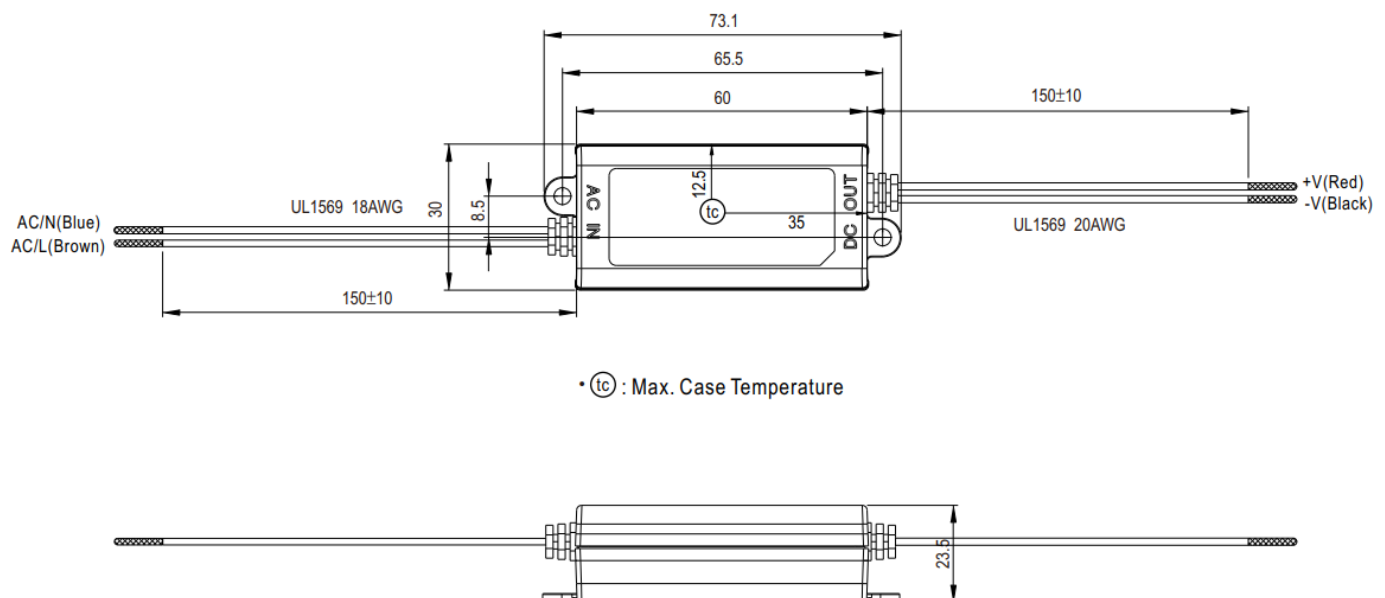
temperature.

2. Ripple & noise are measured at 20MHz of bandwidth by using a 12" twisted pair-wire terminated with a 0.1uf & 47uf parallel capacitor.
3. Tolerance : includes set up tolerance, line regulation and load regulation.
4. Derating may be needed under low input voltage. Please check the static characteristics for more details.
5. The power supply is considered as a component that will be operated in combination with final equipment.  
Since EMC performance will be affected by the complete installation, the final equipment manufacturers must re-qualify EMC Directive on the complete installation again.
6. When applying DC voltage for input, please connect the brown input wire to the positive side whereas blue input wire to the negative side.
7. This product is not intended for LED lighting luminaire applications in the EU.(In the EU the LPF/NPF/XLG series are recommended.)
8. The model certified for CCC(GB19510.14, GB19510.1, GB17743 and GB17625.1) is an optional model .  
Please contact MEAN WELL for details.
9. The ambient temperature derating of 3.5°C/1000m with fanless models and of 5°C/1000m with fan models for operating altitude higher than 2000(6500ft).
10. Products sourced from the Americas regions may not have the ENEC/BIS/CCC logo. Please contact your MEAN WELL sales for more information.
11. For any application note and IP water proof function installation caution, please refer our user manual before using. [https://www.meanwell.com/Upload/PDF/LED\\_EN.pdf](https://www.meanwell.com/Upload/PDF/LED_EN.pdf)

**Product Liability Disclaimer :** For detailed information, please refer to

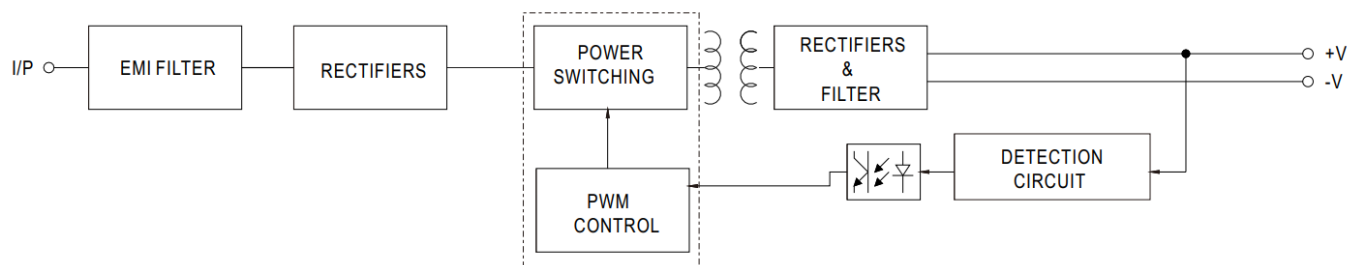
<https://www.meanwell.com/serviceDisclaimer.aspx>

## MECHANICAL DIAGRAM

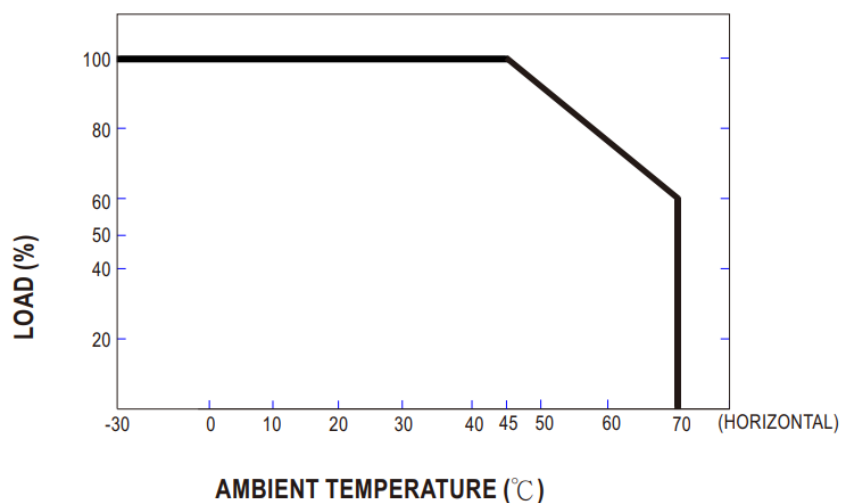


## BLOCK DIAGRAM

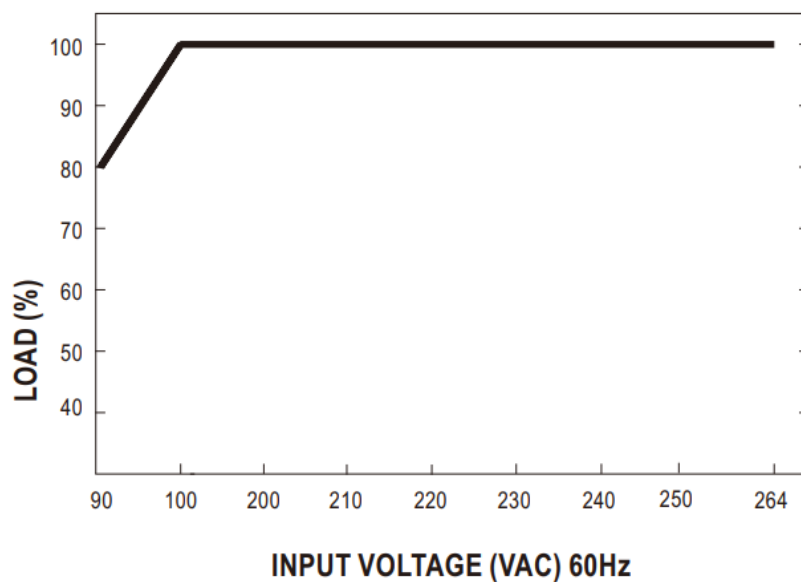
fosc : 67KHz




## DERATING CURVE



## STATIC CHARACTERSTICS





[MEAN WELL APV-8 Series 8W Single Output Switching Power Supply](#) [pdf] Owner's Manual  
APV-8 Series 8W Single Output Switching Power Supply, APV-8 Series, 8W Single Output Switching Power Supply, Switching Power Supply, Power Supply