



## **Contents** [ [hide](#) ]

- [1 MCombo 4644 Modular Sofa](#)
- [2 SAFETY GUIDELINES](#)
- [3 Product Parameters](#)
- [4 Part List](#)
- [5 ASSEMBLY INSTRUCTIONS](#)
- [6 CARE AND MAINTENANCE](#)
- [7 WARRANTY](#)
- [8 RETURN/ REPLACEMENT POLICY](#)
- [9 MCOMBO CUSTOMER SUPPORT](#)
- [10 FAQ](#)
- [11 Documents / Resources](#)
  - [11.1 References](#)



## **MCombo 4644 Modular Sofa**



Newacme LLC, 2808 Vail Ave, Commerce, CA, 90040

[sales@mcombo.com](mailto:sales@mcombo.com)

1-[323-597-1109](tel:323-597-1109) 8.00 am, 4pm. TIME ZONET PST

## **NEWACME LLC**

[www.mcombo.com](http://www.mcombo.com) / [sales@mcombo.com](mailto:sales@mcombo.com)

**Hello,**

Thank you for choosing MCombo@

Let's get started

## **PURCHASER'S AGREEMENT**

By accepting delivery of this product, you agree not to modify, alter, or change this product, or remove, render inoperable, or unsafe any guards, shields, or other safety features of this product.

You will not refuse or neglect any retrofit kits that MCombo may provide to enhance and preserve the safe use of this product.

## **SAFETY GUIDELINES**

### **Mandatory**

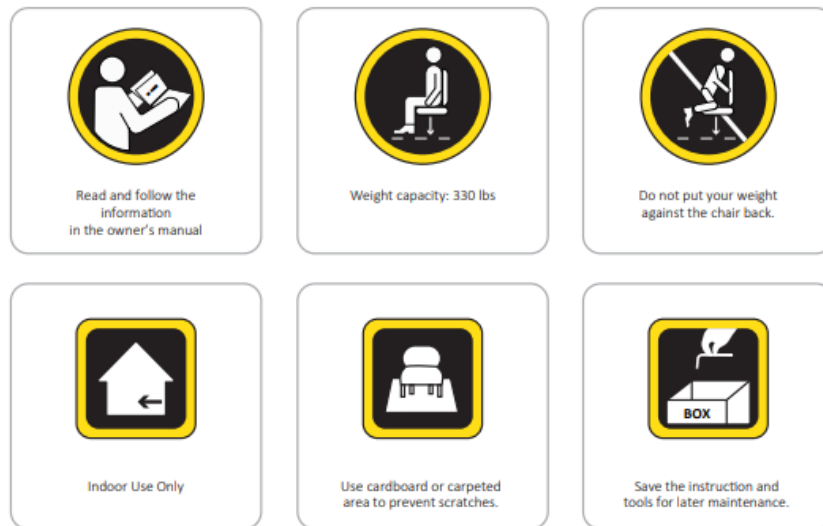
Read the safety and other instructions thoroughly before using your MCombo® product. Failure to follow the guidelines, warnings in this manual and those located on your product can result in personal injury or product damage and will void the product warranty. Keep this manual for future reference.

## **Warning**

- To prevent suffocation, keep plastic bags away from children.
- Weight Capacity: 330 lbs.
- Do not use outdoors. INDOOR USE ONLY.
- To avoid tip over, do not put your weight against the back of the chair.
- Do not stand, sit, or place extra weight on the arms, back or open footrest.
- Do not use this product if it is damaged. Do not use attachments or substitute parts.
- Avoid exposing upholstered chair to burning cigarettes or cigars, open flames, and high temperatures.
- Do not operate the unit until the back is installed and locked.
- The chair is intended for a single occupant, not exceeding 330 pounds. Do not operate the chair with more than one occupant in or on any part of the chair.
- If you give this product to someone else, must include this owner's manual.

## **Symbols Information**

The symbols below represent labels used on the product to identify warnings, mandatory actions, and prohibited actions. It is especially important for you to read and understand these symbols completely. Do not remove these labels from your product. Please note that not all the symbols may be used on your chair.



## Disclaimer

Make sure you read and understand this manual completely before using your MCombo Product. We are not and cannot be held responsible for any damage or injury incurred due to improper or unsafe use of the MCombo Product. We specifically disclaim responsibility for any bodily injury or property damage that may occur during any use that does not comply with applicable federal, state, or local laws or ordinances.

## Pre Assembly Introduction

- **Teamwork/2-People Recommended**

Always have at least two people to help with transporting and assembling the product to avoid potential injury and/or damage.

- **Avoid Scratches**

Use cardboard or carpet area when assembling the product to prevent scratches.

- **Level & Flat Surface**

Make sure the product rests on a flat and level surface so that each legs touch the floor evenly.

- Allen Wrench is included in the package to help you install the product. But the tools, like Phillips Screwdriver is not included.



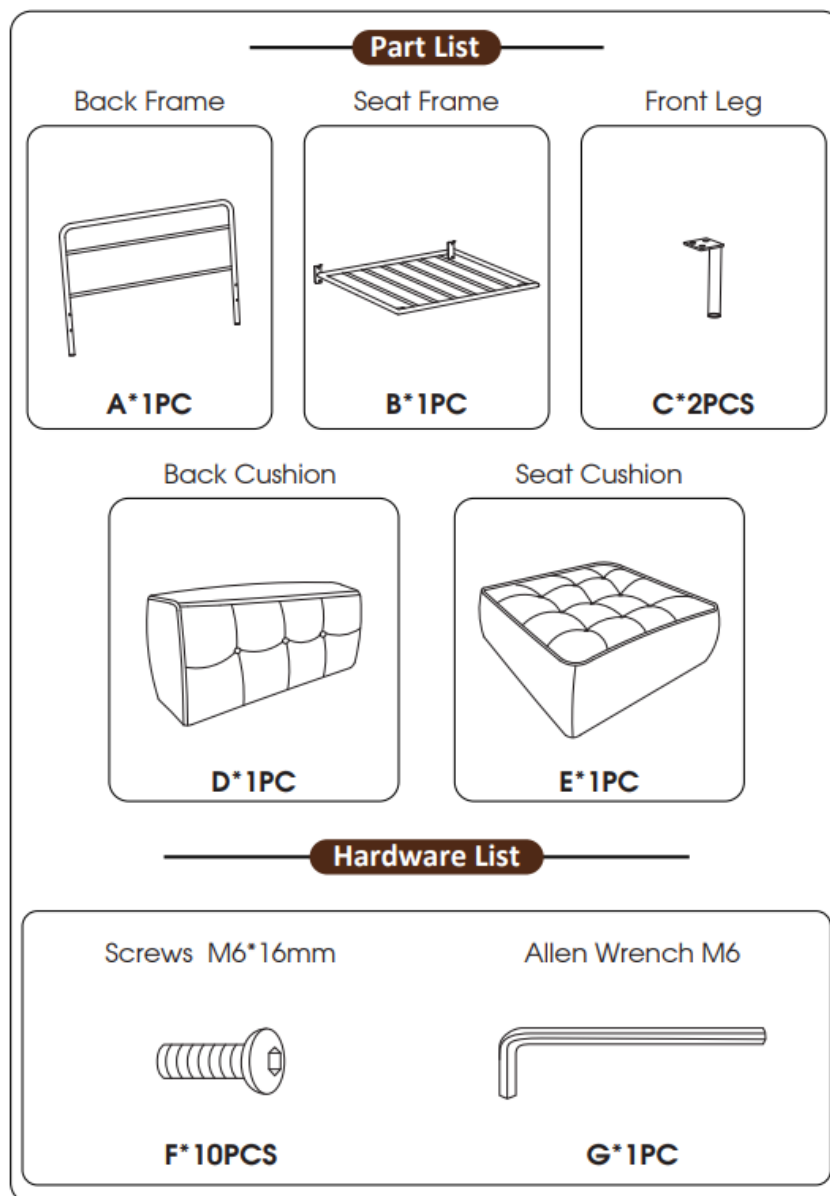
## Notice

- Please read these instruction thoroughly before using.
- Please contact us (See “MCombo Customer Support” on Page) immediately if anything is missing or damaged.

## Product Parameters

Specification	Description
Product Model No.	6151-4644
Package Quantity	2
Carton Dimension	6151-4644-1: 36.4 x 36.4 x 7.1 inch 6151-4644-2: 35.5 x 8.7 x 12.6 inch
Weight Capacity	330lbs
Package Contains	Box 1 of 2: Back Frame, Seat Frame, Front Leg, Seat Cushion, Screw Pack, Instructions Box 2 of 2: Back Cushion

## Part List

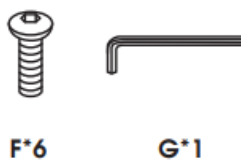


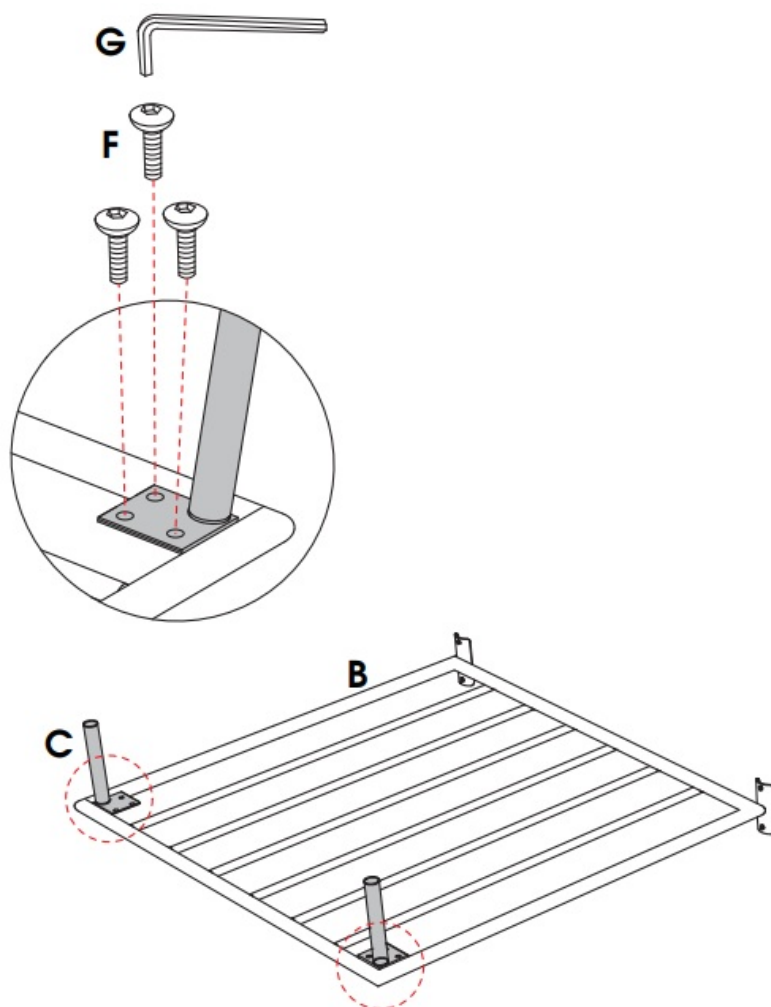
## ASSEMBLY INSTRUCTIONS

### Assembly of Chair Frame

#### Step 1

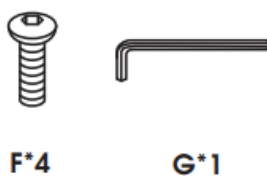
Fix the 2 Front Legs #C to the Seat Frame #B with 6 Screws #F by Allen Wrench #G.



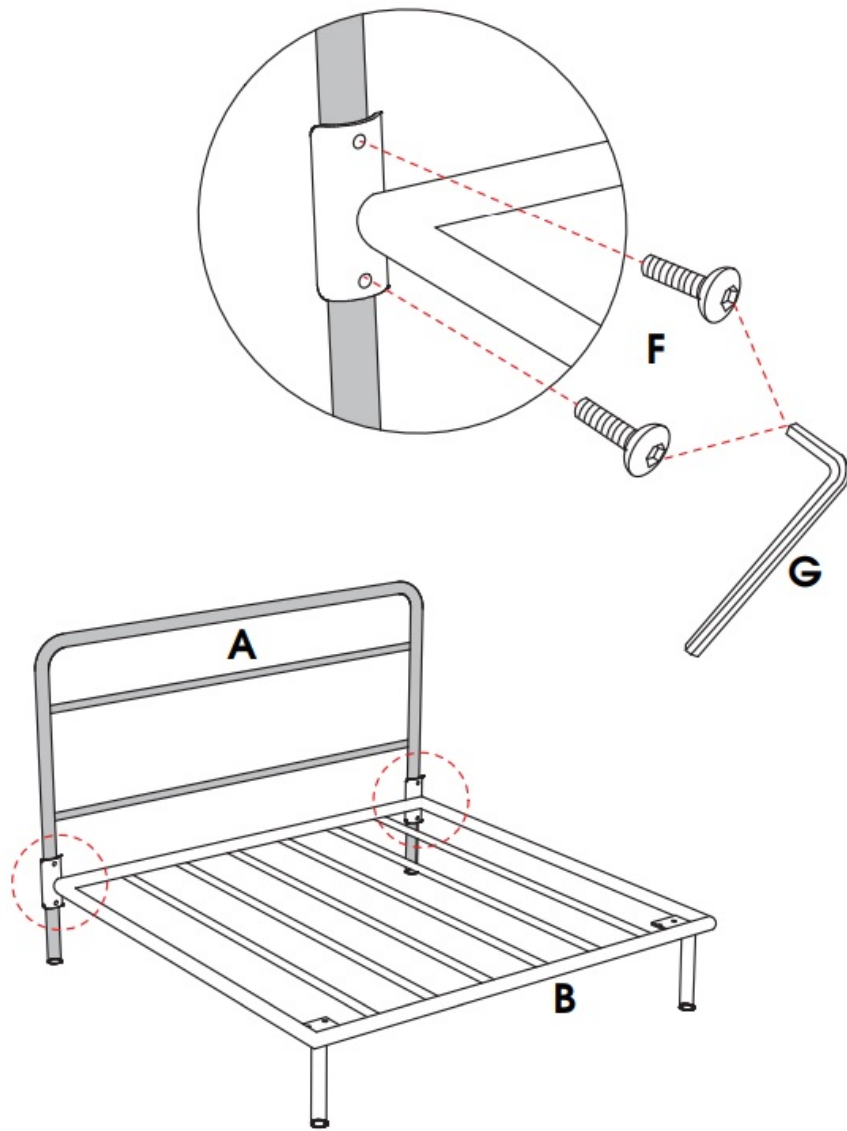


## Step 2

Combine the Back Frame #A with the Seat Frame #B using 4 screws #F as shown and tighten the screws by Allen Wrench #G.



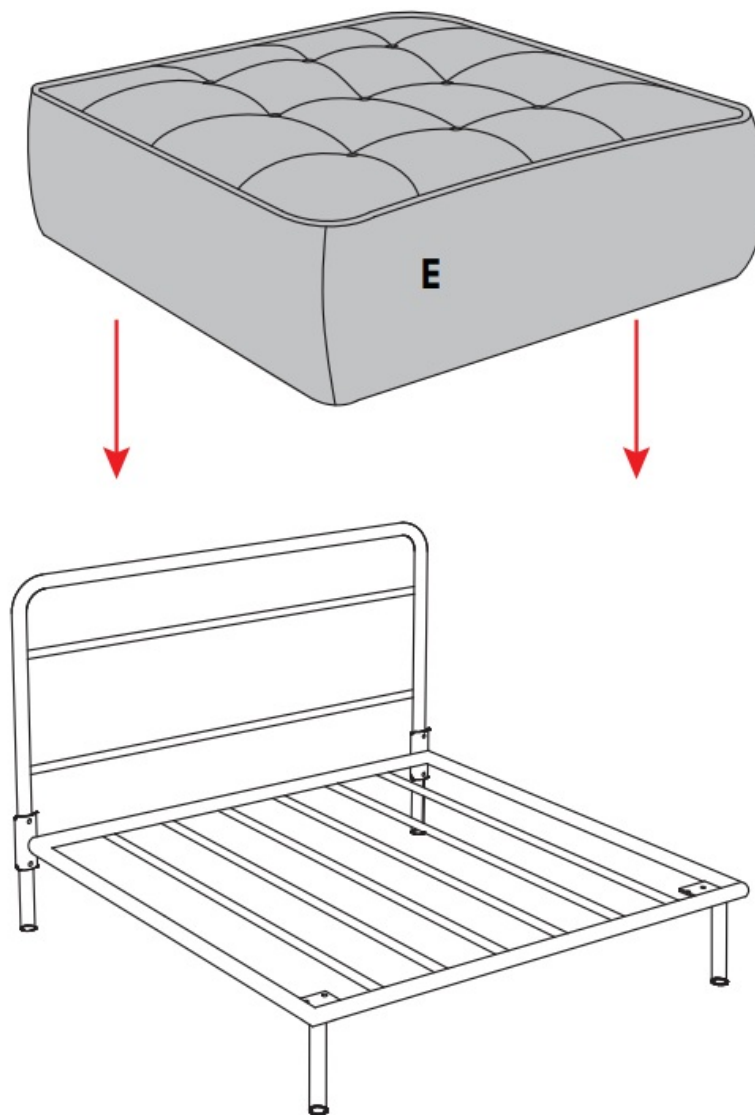




## Place the Cushion

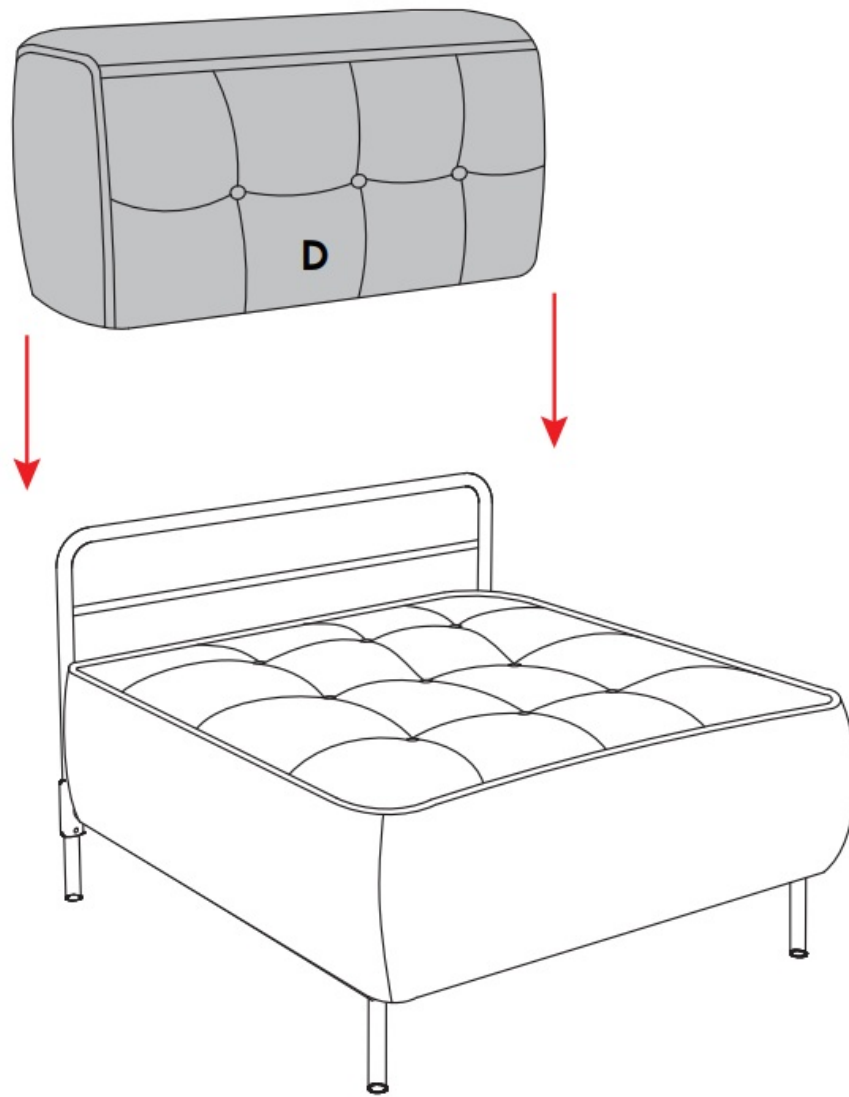
### Step 3

Place Seat Cushion #E on the Seat Frame #B.



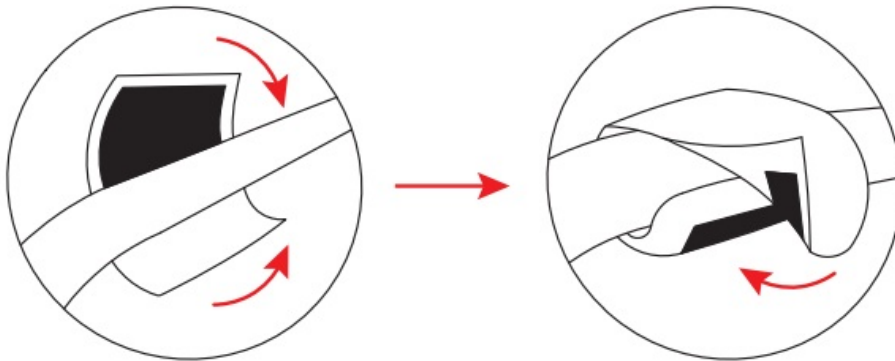
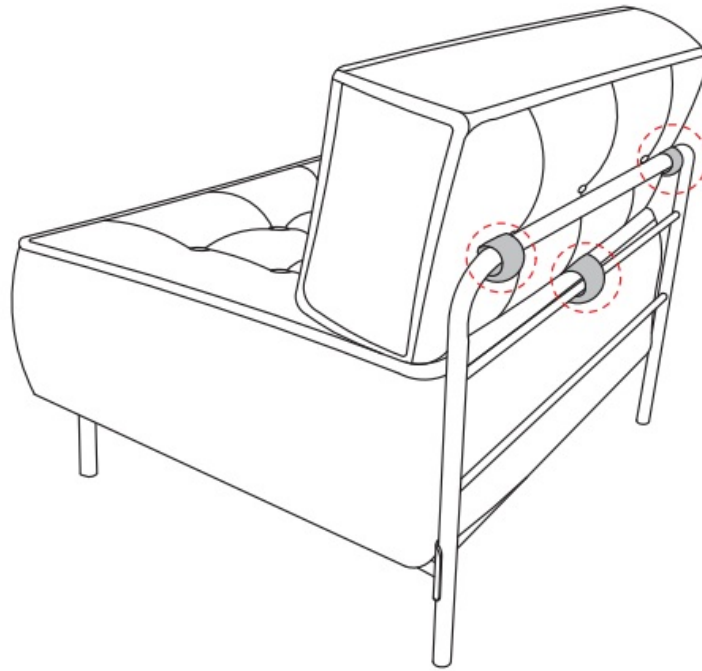
#### **Step 4**

Place Back Cushion #D on the Seat Cushion #E.



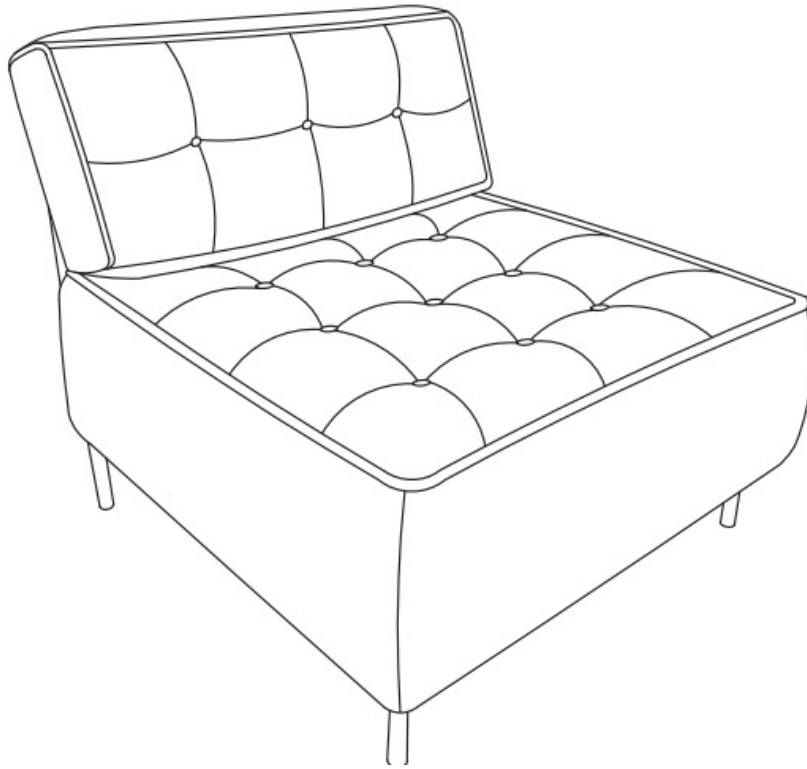
### Step 5

Use Velcro to hold the cushion in place.



**Congratulations!**

Now you can relax your body on this chair and even decorate your living room.



## **CARE AND MAINTENANCE**

Your MCombo product will provide years of superior performance and satisfaction with regular care and maintenance. To maintain the finish quality of your “assistant”, please follow the guidelines and cleaning procedures provided below.

### **Notice**

- Do not place your chair in direct sunlight, as sunlight causes fading.
- Do not smoke cigarettes while seated in or using your chair.
- Avoid extreme changes in temperature by arranging chair away from radiators, heat and air vents.
- Do not use solvent-type cleaners to spot clean.
- Do not saturate fabric.
- Please be careful that pet scratch may cause fabric or leather break.

### **Fabric Care**

- Inspect the fabric on a regular basis for any pulls, tears, or gaps.
- Frequent vacuuming or light brushing with a nonmetallic, stiff bristle brush to remove dust and grime is recommended.
- When liquid spills onto the fabric, please immediately wipe off liquid spills with a dry or

lightly dampened clean white cloth, sponge, or paper towel.

## **Electronics Care**

- Inspect all wiring harnesses to make sure they are not damaged or stuck under chair.
- Keep all the electronics free from moisture and temperature extremes.
- Check electrical components frequently for signs of corrosion and replace as necessary.
- Contact MCombo Customer Support if damage is present, do not fix it by yourself.

## **Faux Leather Care**

- Never use detergents, polishes, preservers, saddle soap, abrasive brush or scrubber. They can remove natural oils.  
Dust, vacuum or wipe leather down regularly with a clean, dry microfiber cloth for routine maintenance.
- Do not place in direct sunlight; it will lighten or discolor leather over time.
- If spills occur, immediately soak up any liquids with an absorbent cloth and allow to air dry. Thorough cleaning by a leather specialist only.
- For more stubborn dust, dampen the cloth with distilled water. Make sure that the cloth is not soaking wet. Never let water soak into leather.

## **Wood Part Care**

- Keep the wood part from a fireplace and heating and cooling vents; away from moisture sources, such as humidifiers; and out of direct sunlight.
- Daily exposure to heat or sunlight may fade the wood finishes and dry the wood, which can create cracks over time.

## **Metal Care**

- Avoid bumping, and handle gently when moving;
- Avoid touching hard metal parts, such as fruit knives, keys, etc., to avoid scratches;
- Do not fold too fast to ensure that the folded part is not damaged.
- Avoid the direct exposure of sunlight, so as to avoid paint discoloration, dry cracking

and peeling of colored paint layer, oxidation and deterioration of metal.

- Avoid placing chairs in damp places, avoid cleaning metal furniture with boiling water, wipe with a damp cloth, but do not rinse with running water.

## Disposal & Recycling

Your power recliner sofa must be disposed of according to applicable local and national statutory disposal regulations. Contact your local waste disposal agency for information on proper disposal of recliner sofa packaging, metal/wood frame components, fabric, electronic components.

## WARRANTY

### Notice

- For product beyond the limited manufacturer warranty period and scope, MCombo® can also provide replacement service, but a basic charge will be charged according to the circumstances.
- The warranty only applies to MCombo® products and does not include any accessories or enhancements.
- Warranties are only valid in the 48 contiguous United States and are contingent upon the consumer operating the product according to the corresponding instruction manual.

Upholstery Material	★ 1 Year
Metal/ Wood Chair Frame	★ 1 Year

## CONSUMER WARRANTY LIMITATIONS AND EXCLUSIONS

All warranties begin on the date of delivery.

All warranties are to the original purchaser from MCOMBO® ONLY.

- MCOMBO® will replace the defective parts or send a replacement product provided that the warranty parts have not been subjected to misuse, abuse or improper service by the consumer.
- Exclusions also include components with damage caused by:

- Contamination
- Abuse, misuse, accident, or negligence
- Commercial use, or use other than normal
- Improper operation, maintenance, or storage

**NOTE:**

MCOMBO® will pay standard shipping rates on all warranted parts for the first year. We can also sell you replacement part for a discount price when your product is out of warranty policy.

## **RETURN/ REPLACEMENT POLICY**

### **Notice**

Why don't we recommend returning the item by yourself?

- Huge cost- UPS/FedEx oversize fee.
- Need you to take the box to UPS/FedEx facility.

### **Return/ Replacement Policy**

MCOMBO®

All of product come with a 30-day return/replace policy. During this time, we will cover the shipping cost of return and replacement for defective and damaged product, through providing a pre-paid return label or pick-up service for customer convenience.

**NOTE:**

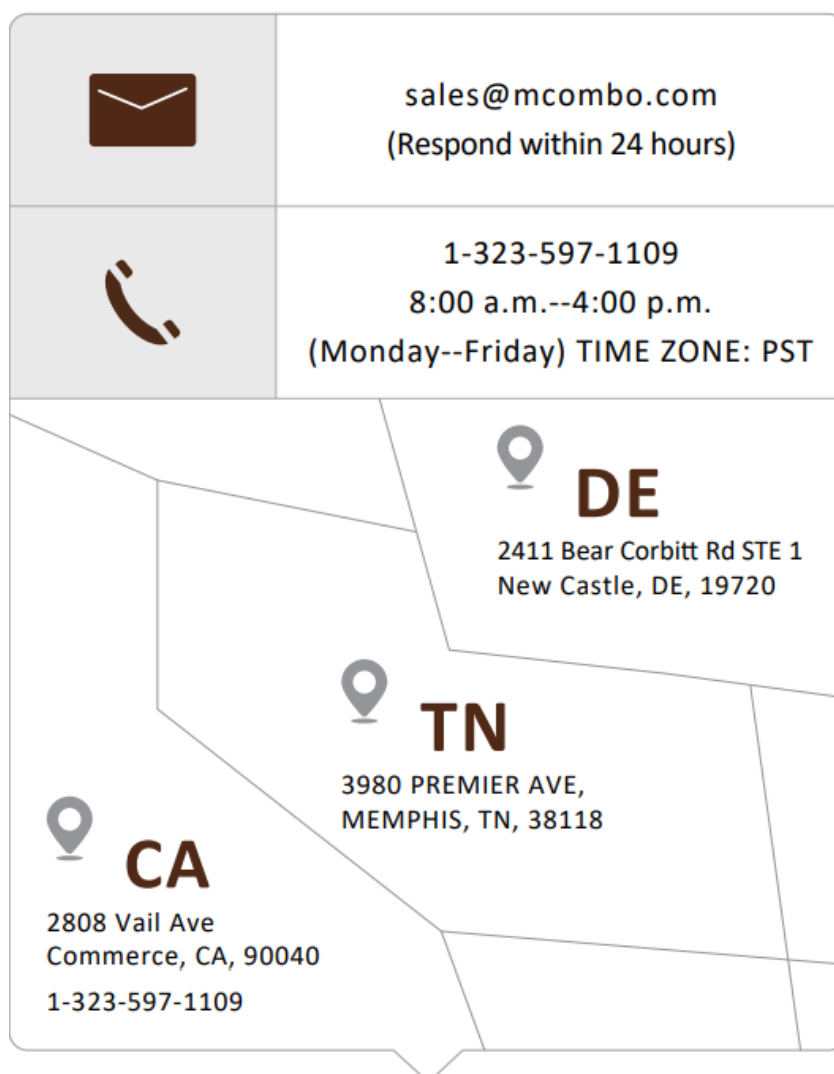
- Please keep the original packaging in case the product needs to be returned. If the original packaging is not available, the newly found packaging needs to meet the following size standard:
- UPS/FedEx packaging size standard: ( width+ height) \* 2+ length< 128 inch.
- Please disassemble the product before you return it, otherwise there will be a huge cost as oversized and it could even exceed your order amount.
- Please do not purchase return label for a damaged/defective product by yourself.



- If you have any problem to return the product, please contact us immediately, we will do our best to help you with a reasonable solution.
- The customer is responsible for freight costs unless the chair is defective. Chairs returned due to being refused delivery by the customer or deemed undeliverable by freight carrier are subject to fees for a 20% restocking fee.

## MCOMBO CUSTOMER SUPPORT

If for any reason, we have fallen short of your expectations, or if you have any questions and suggests, please refer to the following contact information, we will do our best to work with you to make sure you are entirely satisfied.



[sales@mcombo.com](mailto:sales@mcombo.com) (Respond within 24 hours)

## FAQ

- **Q: What is the weight capacity of the product?**

A: The weight capacity is 330 lbs.


- **Q: Are assembly tools included in the package?**

A: Yes, an Allen Wrench is included for assembly, but a Phillips Screwdriver is not included.

- **Q: Can the product be used outdoors?**



A: No, the product is for indoor use only.

## Documents / Resources

	<a href="#">MCombo 4644 Modular Sofa [pdf]</a> Owner's Manual 6151-4644, 4644 Modular Sofa, Modular Sofa, Sofa
---	---

## References

- [User Manual](#)

 4644 Modular Sofa, 6151-4644, MCombo, Modular Sofa,  
 MCombo    Sofa

---

## Leave a comment

Your email address will not be published. Required fields are marked \*

Comment \*

Name

Email

Website

☐ Save my name, email, and website in this browser for the next time I comment.

**Post Comment**

**Search:**

**Search**

[Manuals+](#) | [Upload](#) | [Deep Search](#) | [Privacy Policy](#) | [@manuals.plus](#) | [YouTube](#)

This website is an independent publication and is neither affiliated with nor endorsed by any of the trademark owners. The "Bluetooth®" word mark and logos are registered trademarks owned by Bluetooth SIG, Inc. The "Wi-Fi®" word mark and logos are registered trademarks owned by the Wi-Fi Alliance. Any use of these marks on this website does not imply any affiliation with or endorsement.