



MCHOSE K99 Function Card User Guide

[Home](#) » [MCHOSE](#) » MCHOSE K99 Function Card User Guide 

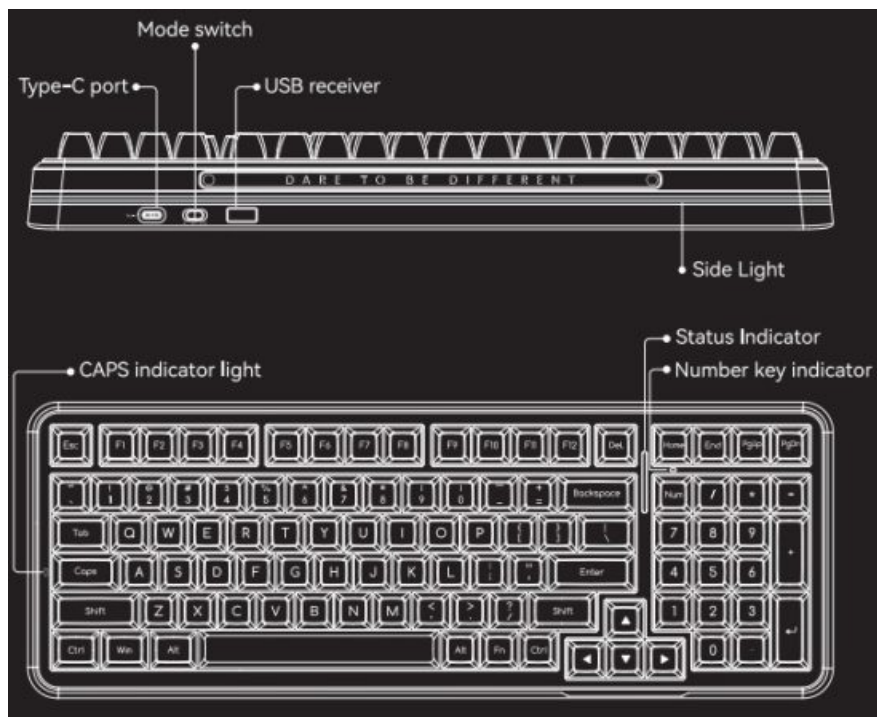
MCHOSE

MCHOSE K99 Handy Guide

Contents


- 1 K99 Function Card
- 2 SYSTEM MODE SWITCH
- 3 SIDE LIGHT SETTING
- 4 BACKLIGHT SETTING
- 5 STATUS LIGHT SETTING
- 6 WIRELESS CONNECTION
- 7 2.4GHZ CONNECTION
- 8 WIRED CONNECTION
- 9 Documents / Resources
 - 9.1 References

K99 Function Card



Tip: When switched to Mac System from Windows, the functions of the WIN key and Left ALT key are Interchanged. Additionally, F1-F12 keys will function as multimedia keys.


SYSTEM MODE SWITCH




SIDE LIGHT SETTING



BACKLIGHT SETTING



STATUS LIGHT SETTING



* Switch replacement tutorial, please visit: https://youtu.be/1cp30_THpHM



<https://www.mchose.store/>

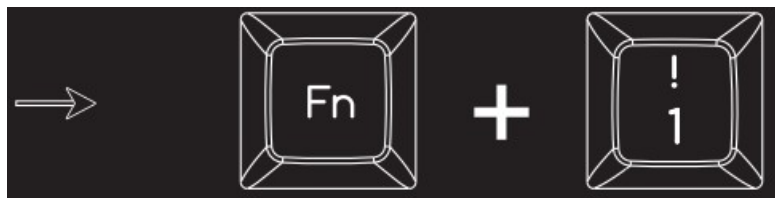
WIRELESS CONNECTION

1. Switch the toggle to [B] to enter the wireless mode.



Note: The connection method of wireless 2 and wireless 3 is the same as wireless 1. For wireless 2, press the key combination [FN-201] and the [indicator light] will be purple for wireless 3, press the key combination [FN-3], and the [indicator light] will be cyan.

2. Press the combination key [Fn+1] to switch to wireless 1 and hold for about 3 seconds until the blue light flashes quickly to activate wireless pairing.



3. Search for the wireless device name [MCHOSE K99 3.0] or [MCHOSE K995.0] on your device, and click to connect, the wireless indicator light will return normal



2.4GHZ CONNECTION

1. Switch the toggle to (2.4G) to enter the 2.4GHz mode. Indicator light] flash green.



2. Open the nameplate cover from the top right corner of the keyboard and take out the USB dongle compartment. USB dongle from the dongle compartment .



3. Insert the USB dongle into the USB port on your computer. The keyboard is now ready for use.



WIRED CONNECTION

1. Switch the toggle to [OFF] to enter the wired mode.




2. Plug the type-c port into the computer & keyboard USB port



MCHOSE

Documents / Resources



[MCHOSE K99 Function Card](#) [pdf] User Guide
K99 Function Card, K99, Function Card, Card

References

- [User Manual](#)

[Manuals+.](#) [Privacy Policy](#)

This website is an independent publication and is neither affiliated with nor endorsed by any of the trademark owners. The "Bluetooth®" word mark and logos are registered trademarks owned by Bluetooth SIG, Inc. The "Wi-Fi®" word mark and logos are registered trademarks owned by the Wi-Fi Alliance. Any use of these marks on this website does not imply any affiliation with or endorsement.