

MCHOSE
ACE68 Hall Effect
Magnetic Switch
Keyboard



MCHOSE ACE68 Hall Effect Magnetic Switch Keyboard User Manual

[Home](#) » [MCHOSE](#) » MCHOSE ACE68 Hall Effect Magnetic Switch Keyboard User Manual 

Contents

- [1 MCHOSE ACE68 Hall Effect Magnetic Switch Keyboard](#)
- [2 Specifications](#)
- [3 Hall Effect Magnetic Switch Keyboard](#)
- [4 Lighting Functions](#)
- [5 Combination Key Functions](#)
- [6 Warranty Card](#)
- [7 FAQs](#)
- [8 Documents / Resources](#)
 - [8.1 References](#)

MCHOSE

MCHOSE ACE68 Hall Effect Magnetic Switch Keyboard



Specifications

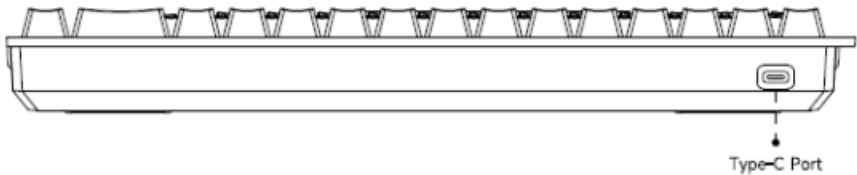
Feature	Description
Type-C Port	For connectivity

MCHOSE Ace 68 User Manual

Hall Effect Magnetic Switch Keyboard

Warm Reminder:

The product images shown are for illustrative purposes only; the actual product shall prevail.



Web Driver

Visit: www.mchose.io

Note:

Open the URL in a browser, click on [Initialize Device] > [Allow Browser Access], and then select the corresponding product model to connect.

Lighting Functions



T	Lighting on/off
Y	Switch lighting effect color
U	Cycle through lighting effects
F	Lighting brightness-
G	Lighting brightness+
H	Lighting speed-
J	Lighting speed+

Combination Key Functions

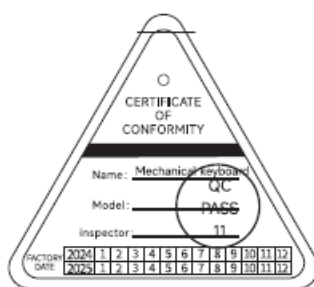


ESC	~	P	Mac System
1!	F1	}	Pause
2@	F2	{	Print
3#	F3	Ins	Home
4\$	F4	Del	End
5%	F5	Z	Previous Song
6^	F6	X	Next Song
7&	F7	C	Play/Pause
8*	F8	V	Stop
9(F9	B	Mute
0)	F10	Volume-	
-_	F11	M	Volume+
=+	F12	Win	Lock/Unlock Windows Key
O	Windows System	Space	Restore Default

Warranty Card

Thank you for purchasing our product. Please contact us if there are any quality issues within the warranty period. Please provide this warranty card so we can provide comprehensive after-sales service.

Product Items:	_____
Serial NO.:	_____
Purchase Date:	_____
Purchase Channel:	_____
Customer Name:	_____
Address:	_____
TEL / Email:	_____
Postal Code:	_____



Executive standard: GB4943.1-2022

FAQs

- **How do I install the web driver?**

Visit the website www.mchose.io, click on [Initialize Device] > [Allow Browser Access], and select your product model.


- **What should I do if the lighting functions are not working?**

Ensure the keyboard is properly connected and try using the lighting function keys as described in the manual.

- **How can I claim warranty service?**

Contact customer service with the filled warranty card for assistance.

Documents / Resources

	<p>MCHOSE ACE68 Hall Effect Magnetic Switch Keyboard [pdf] User Manual ACE68 Hall Effect Magnetic Switch Keyboard, ACE68, Hall Effect Magnetic Switch Keyboard, E ffect Magnetic Switch Keyboard, Magnetic Switch Keyboard, Switch Keyboard</p>
---	---

References

- [User Manual](#)

Manuals+, Privacy Policy

This website is an independent publication and is neither affiliated with nor endorsed by any of the trademark owners. The "Bluetooth®" word mark and logos are registered trademarks owned by Bluetooth SIG, Inc. The "Wi-Fi®" word mark and logos are registered trademarks owned by the Wi-Fi Alliance. Any use of these marks on this website does not imply any affiliation with or endorsement.