


EZ-310
Illuminated Key
Keyboard



MCGREY EZ-310 Illuminated Key Keyboard Instruction Manual

[Home](#) » [MCGREY](#) » MCGREY EZ-310 Illuminated Key Keyboard Instruction Manual 

Contents

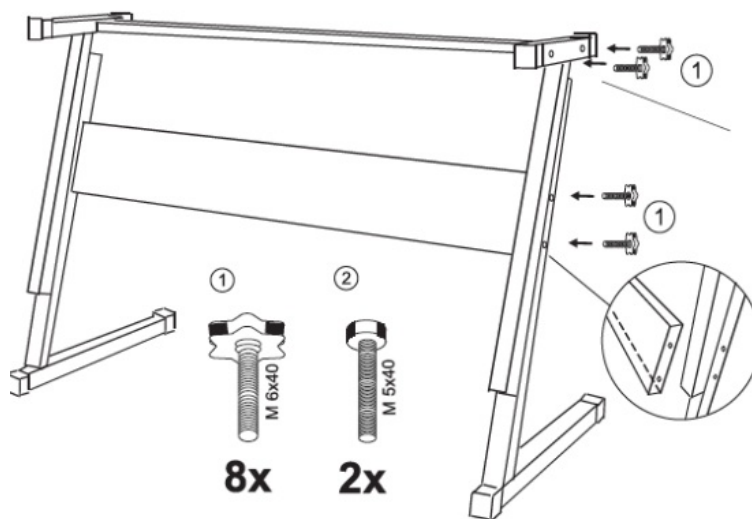
- [1 MCGREY EZ-310 Illuminated Key Keyboard](#)
- [2 REQUIRED TOOLS](#)
- [3 INSTALLATIONS](#)
- [4 PRECAUTIONS \(PLEASE READ CAREFULLY\)](#)
- [5 Documents / Resources](#)
 - [5.1 References](#)
- [6 Related Posts](#)




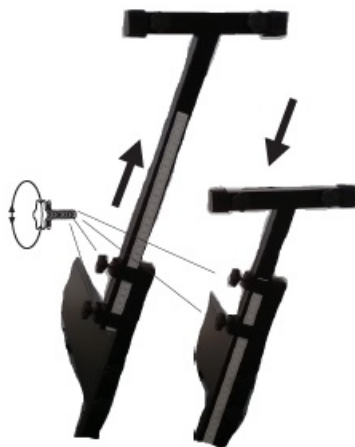
MCGREY EZ-310 Illuminated Key Keyboard



REQUIRED TOOLS



INSTALLATIONS




PRECAUTIONS (PLEASE READ CAREFULLY)

Children should be supervised to ensure that they do not use this product as a toy. Never let children play with the packaging material unsupervised. Warning: Always place the product on a suitable surface to prevent it from wobbling or falling over. Precautions: To avoid damage to the product, do not place it in places with high temperatures or a lot of dust, do not place it directly next to an air conditioner, and avoid direct sunlight. Do not use force when handling the product and do not place objects that are too heavy on it. Location Do not expose the product to the following conditions to avoid warping, discoloration, or major damage: direct sunlight, extreme temperature or humidity, excessively dusty or dirty location, strong vibration, or shock. Cleaning: Only clean the product with a soft, dry cloth. Do not use paint thinners, solvents, cleaning fluids, or chemically impregnated wipes.

Handling: Do not exert excessive force on controls such as Switches, buttons, or buttons off. Technical changes and changes in appearance are reserved. All information corresponds to the status at the time of printing. Musikhaus Kirstein GmbH assumes no liability for the correctness and completeness of the descriptions, illustrations,,s and information contained. Shown colors and specifications may differ slightly from the product. Musikhaus Kirstein GmbH – Products are only available through authorized dealers. Distributors and dealers are not authorized representatives of Musikhaus Kirstein GmbH and have no authority to bind Musikhaus Kirstein GmbH legally in any way, be it expressly or through coherent action. This manual is protected by copyright. Any duplication or reprint, even in part, and any reproduction of the images, even in a modified state, is only permitted with the written consent of Musikhaus Kirstein GmbH.

- Musikhaus Kirstein GmbH,
- Bernbeurener-Str. 11,
- D-86956 Schongau
- Tel.0049-8861-909494-0
- Fax:0049-8861-909494-19
- www.kirstein.de

Documents / Resources

	<p>MCGREY EZ-310 Illuminated Key Keyboard [pdf] Instruction Manual EZ-310, EZ-310 Illuminated Key Keyboard, Illuminated Key Keyboard, Key Keyboard, Keyboard</p>
---	--

References

- [User Manual](#)

Manuals+. [Privacy Policy](#)

This website is an independent publication and is neither affiliated with nor endorsed by any of the trademark owners. The "Bluetooth®" word mark and logos are registered trademarks owned by Bluetooth SIG, Inc. The "Wi-Fi®" word mark and logos are registered trademarks owned by the Wi-Fi Alliance. Any use of these marks on this website does not imply any affiliation with or endorsement.