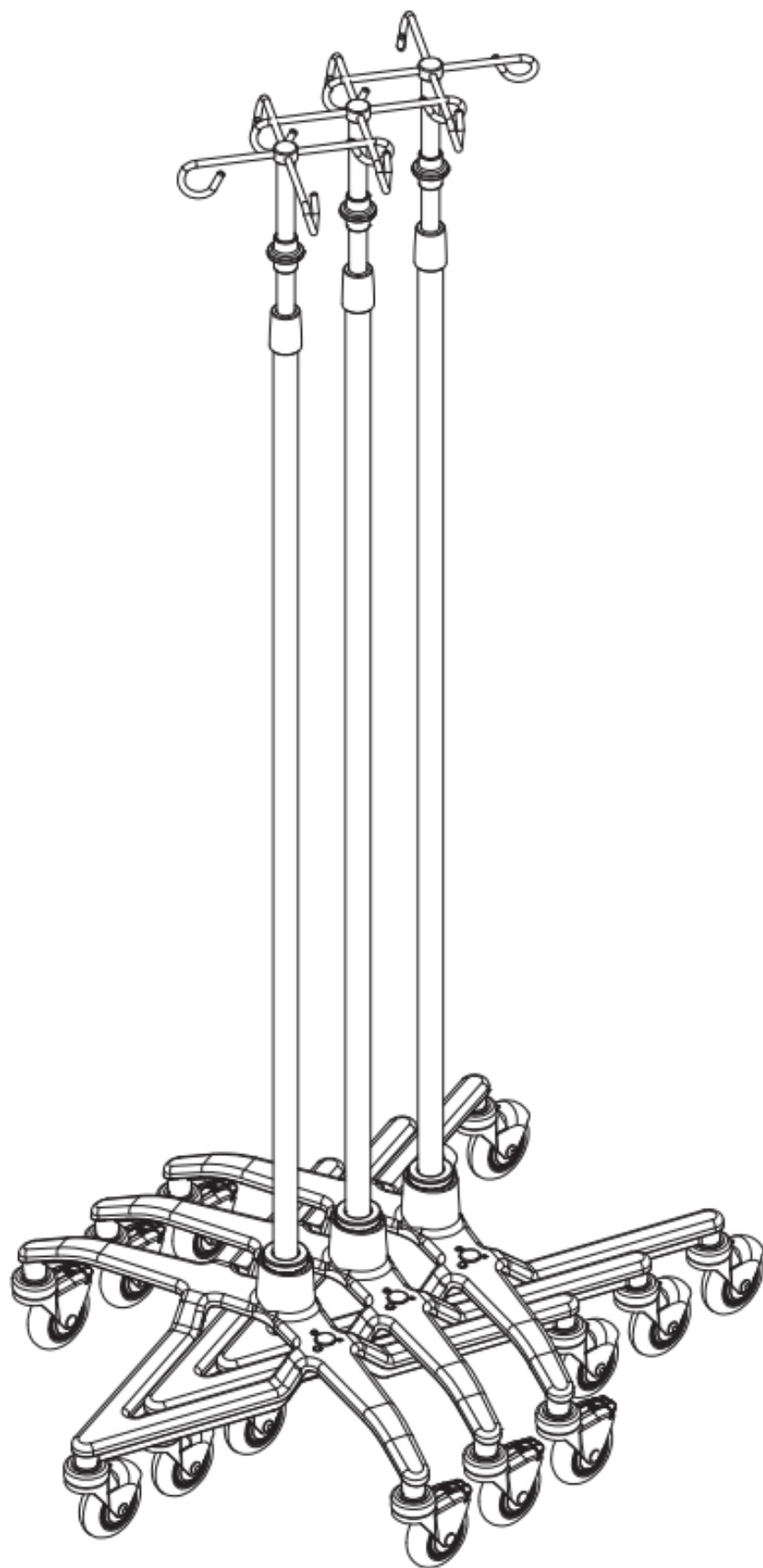




maxtec SmartStack IV Pole Instruction Manual

[Home](#) » [maxtec](#) » maxtec SmartStack IV Pole Instruction Manual 





SmartStack



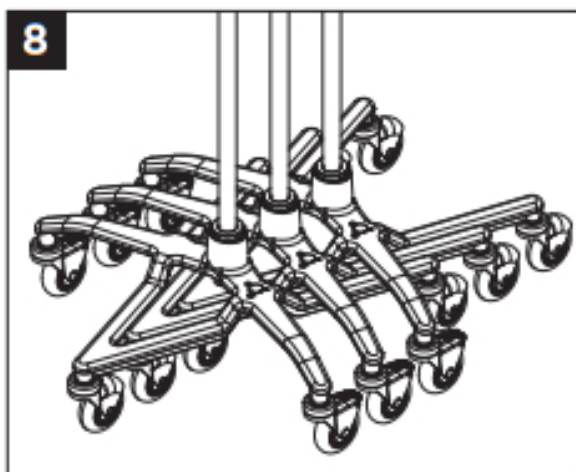
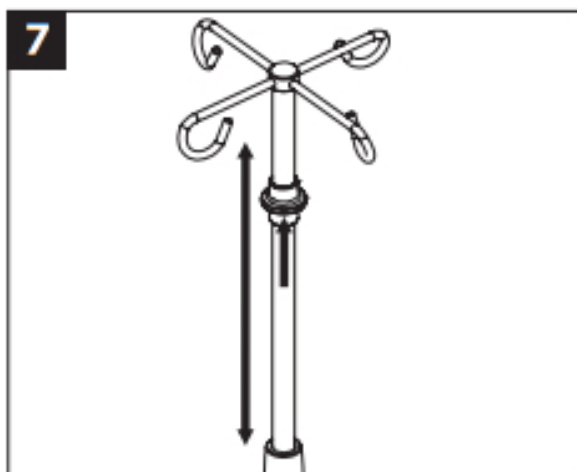
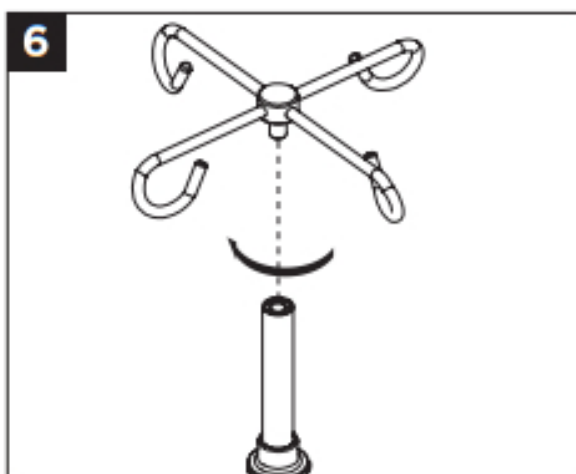
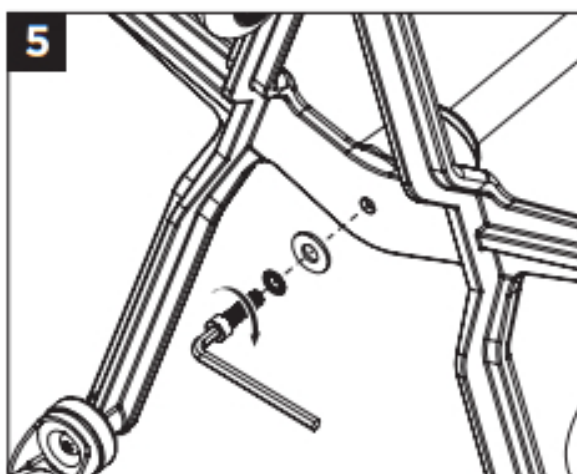
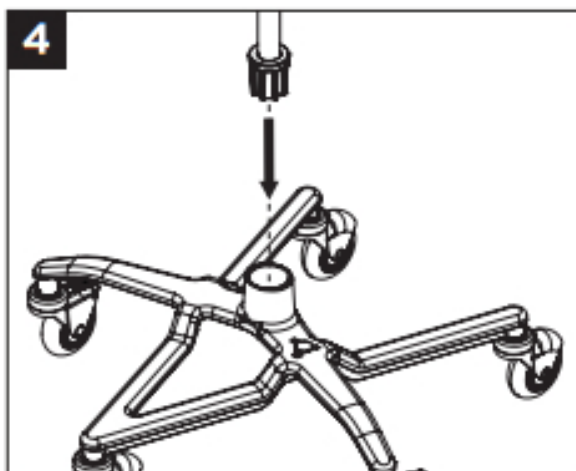
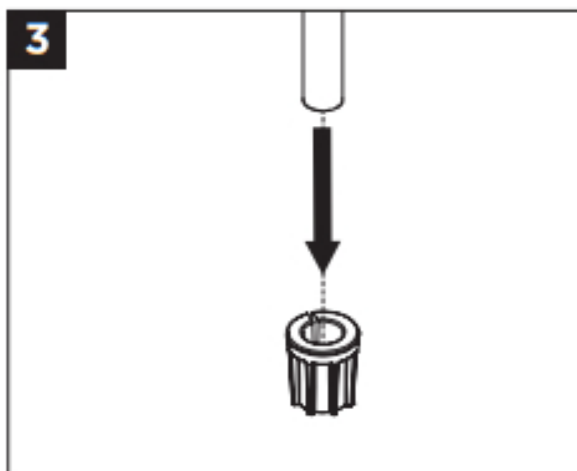
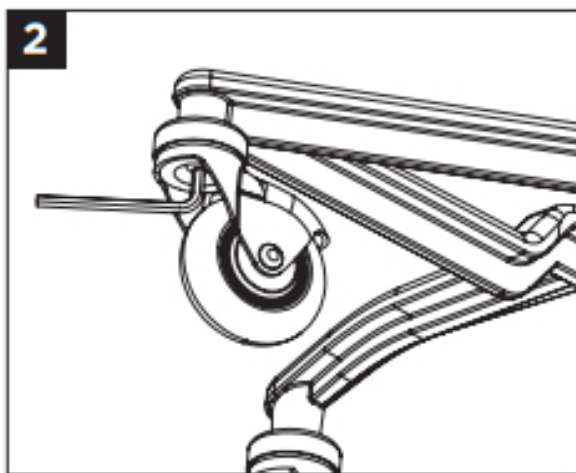
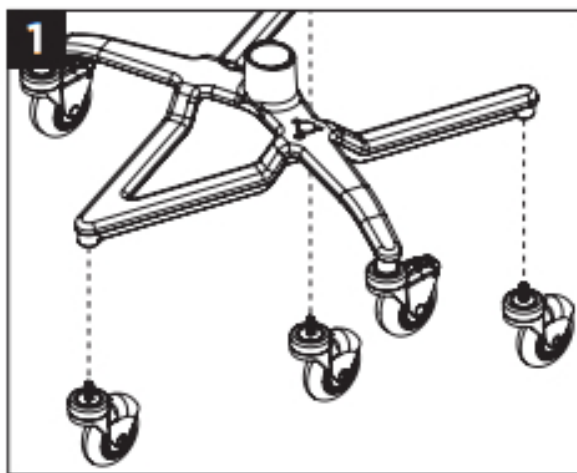
CE













Maxtec	phone: (800) 748.5355
2305 South 1070 West	fax: (801) 973.6090
Salt Lake City, Utah 84119	email: sales@maxtec.com
USA	web: www.maxtec.com

NOTE: The latest edition of this operating manual can be downloaded from our website at www.maxtec.com



CAUTION: Federal law restricts this device to be sold by or on the order of a medical professional.



	Warning		Do Not
	Follow instructions for use		Lot code/Batch code
	Manufacturer		Catalog Number
	Federal law (USA) restricts this device to sale on or by the order of a physician		Authorized Representative in the European Community
	Medical device		MR Unsafe
	Date of Manufacture		Caution

WARNINGS

- ◆ This device is not MRI compatible.
- ◆ Never exceed 100 lbs on this device.
- ⊘ **DO NOT** attach more than 11 lbs (5kg) on one single hook. Distribute weight evenly.
- ⊘ **DO NOT** mount equipment that places the load more than 5 inches off-center of the pole.
- ⊘ **DO NOT** mount more than 50 lbs on the upper portion of this device.
- ◆ Use caution when rolling heavily loaded devices, especially on uneven surfaces.
- ◆ This product should only be used under proper supervision from a healthcare professional.
- ⊘ **DO NOT** autoclave.
- ⊘ **DO NOT** stand on or ride this device.
- ◆ Brakes may not stop IV poles on all surfaces.
- ◆ Follow the order of assembly as directed.
- ◆ Use caution when adjusting pole height with heavy objects mounted above hands.
- ◆ If components are damaged or missing, contact your dealer immediately.
- ⊘ **DO NOT** use substitute parts unless provided by Maxtec or an authorized representative.
- ◆ Failure to adhere to these warnings can result in severe injury.
- ◆ Maxtec assumes no responsibility for any damage or injury caused by improper installation, assembly or use of this product.
- ◆ Use caution if the pole is fully loaded. Product may tip.
- ◆ Use caution around stairwells.

CLEANING

- ◆ Clean often using a cloth moistened with 65% isopropyl alcohol/water solution or germicidal wipe.
- ◆ Clean the entire device before use.

MAINTENANCE

- ◆ Maxtec recommends inspecting this device for proper assembly and functions at least once a year.
- ◆ Inspect pole/base bolt, casters, and top hook and tighten if necessary.

- ◆ Ensure the pole height adjustment mechanism functions properly.
- ◆ If the device does not function properly or is missing components, remove it from service and contact Maxtec or an authorized representative.

WARRANTY

- ◆ 4-year limited warranty on manufactured defects.

WWW.MAXTEC.COM • (800) 748-5355

This page intentionally left blank

2305 South 1070 West
Salt Lake City, Utah 84119
(800) 748-5355
www.maxtec.com


Contents

[1 Documents / Resources](#)

[1.1 References](#)

[2 Related Posts](#)

Documents / Resources

	maxtec SmartStack IV Pole [pdf] Instruction Manual SmartStack, IV Pole
---	---

References

- [Maxtec | The leader in oxygen analysis and delivery products](#)