



maxspect E8 Ethereal Infinite LED Lighting System User Manual

[Home](#) » [maxspect](#) » maxspect E8 Ethereal Infinite LED Lighting System User Manual 

Contents

- [1 maxspect E8 Ethereal Infinite LED Lighting System](#)
- [2 Package Content](#)
- [3 Installation](#)
- [4 Operating Instructions](#)
- [5 Maintenance Instruction](#)
- [6 Limited Warranty](#)
- [7 FCC Statement](#)
- [8 Documents / Resources](#)
 - [8.1 References](#)
- [9 Related Posts](#)



maxspect E8 Ethereal Infinite LED Lighting System



Specifications

- **Product Name:** Maxspect™ Ethereal Infinite LED Lighting System
- **Control System:** SYNA-G CLOUD APP
- **Working Modes:** Manual Mode, Auto Mode
- **Channels:** Multiple channels for brightness and color temperature control

Installation

To mount the LED Lighting System:

1. Remove any plastic bags and packaging material protecting the fixture.
2. Use the provided stand to mount the system.
3. Scan the QR code to watch a detailed installation video.
4. Choose from four combinations of bracket installation or opt for Hanging Kits Installation (sold separately).

Operating Instructions

To operate the Maxspect™ Ethereal Infinite LED Lighting System:

1. Download and install the SYNA-G CLOUD APP by scanning the QR code provided.
2. Use the app to control the fixture wirelessly.
3. The indicator light color indicates the working mode of the device:
 - Off: No Wi-Fi connection
 - On: Wi-Fi connected
 - Flashes: Wi-Fi connecting
 - Yellow: Manual Mode
 - Blue: Auto Mode
4. Press and hold the ON/OFF button for about 5 seconds to turn the device ON/OFF.
5. Press and hold both buttons for about 3 seconds to enter Wi-Fi connection status.

6. In Manual Mode, use the buttons to switch between brightness and color temperature settings, then adjust the settings.

FAQ

Q: How can I dispose of the product and batteries properly?

A: Electronic devices should be disposed of according to relevant regulations. Remove batteries and dispose of them separately. Used batteries can be returned to collection points or where batteries are sold.

Q: What do the indicator light colors signify?

A: Off indicates no Wi-Fi connection, On means Wi-Fi connected, Flashes show Wi-Fi connecting, Yellow represents Manual Mode, and Blue signifies Auto Mode.

Dear Customer,

Thank you for purchasing this product.

For optimum performance and safety, please read these instructions carefully.

User Memo:

- Date of purchase:
- Dealer name:
- Dealer address:
- Dealer website:
- Dealer email:
- Dealer phone no.:

Please visit us on Facebook, Twitter or Instagram!



Facebook



Twitter



Instagram

Package Content

Please check the content in the package.



Before using the Maxspect™ Ethereal Infinite LED Lighting System, please read these operating instructions carefully. Take special care to follow the safety suggestions listed below. Afterwards keep this manual handy for future reference.

1. Remove any plastic bags and packaging material protecting the fixture.
2. Never look directly at the LED bulbs when you switch on the system. Incorrect use of this apparatus will increase eye hazard.

On Safety

1. Power Source – Do not defeat the safety purpose of the polarized or grounding-type plug. A polarized plug has two blades with one wider than the other. A grounding-type plug has two blades and a third grounding prong. The wide blade or the third prong is provided for your safety. If the plug does not fit into your outlet, consult an electrician for replacement of the obsolete outlet.
2. Power Cord Protection – The power supply cords should be routed so that they are not likely to be walked on or pinched by items placed upon or against them. Never take hold of the plug or cord if your hand is wet, and always grasp the plug body when connecting or disconnecting it.
3. Installation – Install indoor only, and use the attachments, mounting frames, hanging kit and accessories

provided and specified by the manufacturer.

On Operation

1. Operation – Always follow the operation instructions set forth in this manual when using the Maxspect™ Ethereal Infinite LED Lighting System.
2. Heat – The apparatus should be situated away from heat sources such as radiators, and do not expose to excessive heat such as sunshine, fire or the like.
3. Moisture – To reduce the risk of fire or electric shock, do not expose this apparatus to rain, moisture, dripping or splashing.
4. Ventilation – The apparatus should be situated so that its location or position does not interfere with its proper ventilation.
5. Magnetism – The apparatus should be situated away from equipment or devices that generate strong magnetism.
6. Cleaning – Clean only with dry or damp cloth.

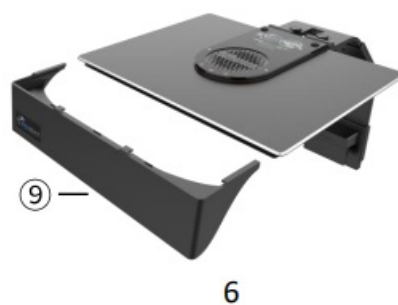
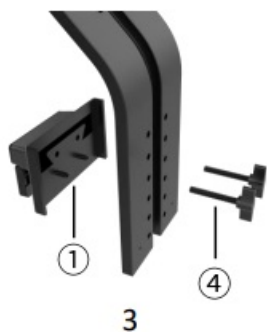
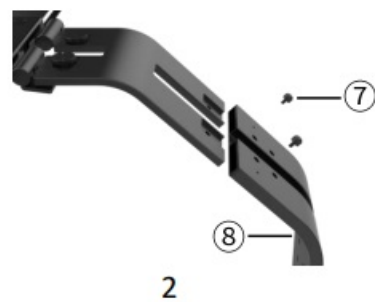
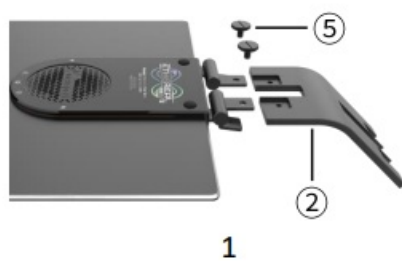
Waste Disposal

1. Product: Electronic devices are recyclable waste and must not be disposed of in the household waste. At the end of its service life, dispose of the product according to the relevant statutory regulations. Remove any inserted (rechargeable) batteries and dispose of them separately from the product.
2. (Rechargeable) batteries: You as the end user are required by law (Battery Ordinance) to return all used batteries/rechargeable batteries. Disposing of them in the household waste is prohibited. Used (rechargeable) batteries can be returned to collection points in your municipality or wherever (rechargeable) batteries are sold. You thus fulfil your statutory obligations and contribute to the protection of the environment.
3. As a producer in terms of the German ElektroG we are registered with the German registration authority Stiftung Elektro-Altgeräte-Register (Nordostpark 72, 90411 Nürnberg), having been granted the following WEEE registration number: DE21010727.

Installation

Mounting the LED Lighting System

Before connecting the fixture to power, first mount the system by using the provided stand.

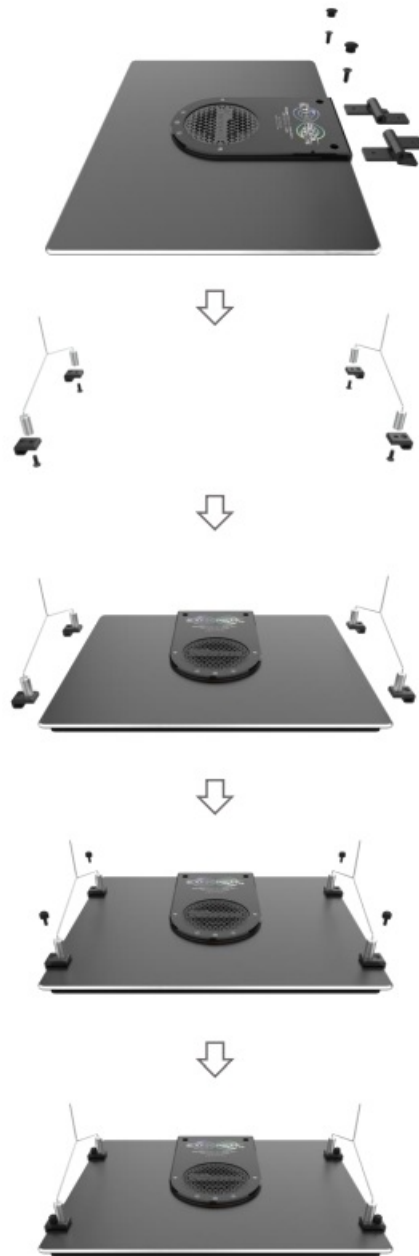


Scan QR code
to check out
the detailed
installation video.



A total of four combinations of bracket installation.

Hanging Kits Installation (sold separately)



Operating Instructions

SYNA-G CLOUD APP

Maxspect™ Ethereal Infinite LED Lighting System is a cloud-based controlling system. To get full access to the fixture, please scan below QR-Code to install SYNA-G CLOUD APP on your mobile device.



iOS



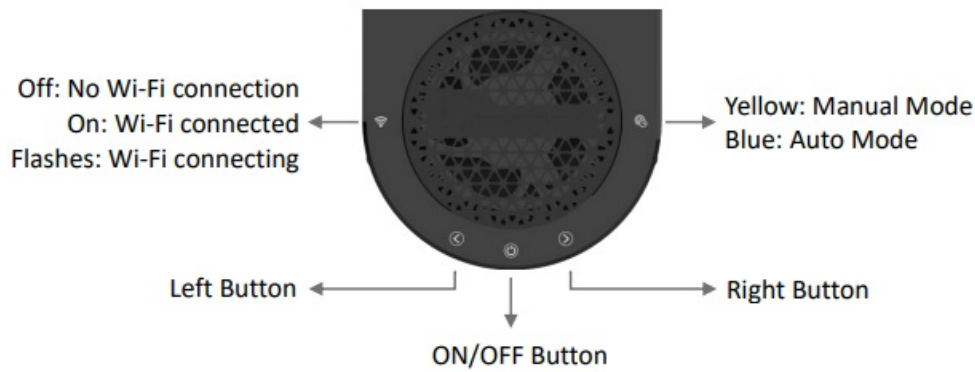
Android













Operation

Fixture

Different color of the Indicator represents different working mode of the device. Scan the above QR code to check out the detailed operation instructions on YouTube.



- Default Factory Setting: Manual Working Mode, all channels 100% brightness, Flip Up Turn Off (OFF), Mood Light Auto Turn Off (OFF).
- Press and hold  Button for about 5 s can turn ON/OFF the device.
- Press and hold  and  buttons for about 3s to turn the device into Wi-Fi connection status indicator starts to flash, the buzzer sounds 0.2s. After WiFi is connected, the indicator is constant on and the buzzer sounds 0.4s.
- While in the Manual Mode , press  button can switch between brightness and color temperature settings, then press  and  button s can adjust the settings.
- While in the Auto Mode, press  and  button scan adjust the brightness.
- In n ormal working status, p ress and hold  button for about 5s until  indicator quick flashes for 3 times and the buzzer sounds 0.4s, the lighting settings are being recovered to the default factory setting WiFi connection remains valid
- Scan the above QR code to check out the detailed operation videos.

Ways of Connection

User only gets limited access to the device through the Direct Connection. To get full access to the device, please connect it to the Internet.

Function	Wi-Fi Connection (with Internet)	Wi-Fi Connection (without Internet)	Direct Connection
Auto Working Mode	√	√	√
Manual Working Mode	√	√	√
Color Temperature Setting	√	√	√
Ambient Light	√	√	√
Acclimation Mode	√	√	x
Region Cloud Patterns	√	√	x
Energy Saving Mode	√	√	x
Multiple Fixtures Controlling	√	√	x
Fixture Grouping	√	√	x
Fixture Naming	√	√	x
Global Control	√	√	x
Illumination Setting Saving	√	x	x
Illumination Setting Sharing	√	x	x

Maintenance Instruction

Maintenance of the fixture

User must periodically perform maintenance on the fixture, including but not limited to the following steps:

- Use a damp cloth to clean the acrylic lens to make sure it is not covered by salt creep or other dirt and debris.

Uncleaned lens will severely affect the luminous output of the fixture, so for best performance you should clean the lens once a week.

- Clean the dust and debris trapped in the fan units. Regularly and properly cleaned fans will last much longer than those that are not. Fan unit is wear-and-tear parts and must be replaced every 24-36 months depends on the frequency of maintenance performed on them.
- Clean/remove any salt creep or dirt and debris that had been built up or collected on the aluminum body of the fixture, as they may affect the dissipation of heat from the fixture.

Note: Failure to perform the above-mentioned maintenance on the fixture may cause unnecessary damage to your fixture and may void your warranty!

Specifications

For the latest specifications on LED layout, types and color spectrum, please visit our website www.maxspect.com, or scan below QR-Code.



Limited Warranty

Maxspect (Hong Kong) Limited warrants all Maxspect™ Ethereal Infinite LED Lighting System products against defects in workmanship for a period of 12-months from the date of purchase. If a defect exists during the warranty period, Maxspect (Hong Kong) Limited at its option will either repair (using new or remanufactured parts) or replace (with a new or remanufactured unit) the product at no charge.

THE WARRANTY WILL NOT APPLY TO THE PRODUCT IF IT HAS BEEN DAMAGED BY MISUSE, ALTERATION, ACCIDENT, IMPROPER HANDLING OR OPERATION, OR IF UNAUTHORIZED REPAIRS ARE ATTEMPTED OR MADE. SOME EXAMPLES OF DAMAGES NOT COVERED BY WARRANTY INCLUDE, BUT ARE NOT LIMITED TO, USING AFTER-MARKET LED BULBS AND MODIFICATION OF THE CIRCUITRY, WHICH ARE PRESUMED TO BE DAMAGES RESULTING FROM MISUSE OR ABUSE.

DISCLAIMER OF CONSEQUENTIAL AND INCIDENTAL DAMAGES:

You and any other user of Maxspect (Hong Kong) Limited products shall not be entitled to any consequential or incidental damages, including without limitation, loss of use of the unit, inconvenience, damage to personal property, phone calls, lost income or earnings. This warranty gives you specific legal rights and you may have other rights, which vary from state to state.

MAXSPECT LTD. MAKES NO WARRANTY OR REPRESENTATION, EITHER EXPRESS OR IMPLIED, WITH RESPECT TO THE PRODUCT'S QUALITY, PERFORMANCE, MERCHANTABILITY, OR FITNESS FOR A PARTICULAR PURPOSE. AS A RESULT, THIS PRODUCT, IS SOLD "AS IS," AND YOU THE PURCHASER ASSUME THE ENTIRE RISK AS TO ITS QUALITY AND PERFORMANCE.

IN NO EVENT WILL MAXSPECT LTD, BE LIABLE FOR DIRECT, INDIRECT, SPECIAL, INCIDENTAL, OR CONSEQUENTIAL DAMAGES RESULTING FROM ANY DEFECT IN THE PRODUCT OR ITS DOCUMENTATION. The warranty, disclaimer, and remedies set forth above are exclusive and replace all others, oral or written, expressed or implied. At no time will any Maxspect (Hong Kong) Limited dealers, agents, or employees be authorized to make any modifications, extension, or addition to this warranty. Some states do not allow the exclusion or limitation of implied warranties or liability for incidental or consequential damages, so the above limitation or exclusion may not apply to you.

FCC Statement

This equipment has been tested and found to comply with the limits for a Class B digital device, pursuant to part 15 of the FCC Rules. These limits are designed to provide reasonable protection against harmful interference in a residential installation. This equipment generates, uses and can radiate radio frequency energy and, if not installed and used in accordance with the instructions, may cause harmful interference to radio communications. However, there is no guarantee that interference will not occur in a particular installation. If this equipment does cause harmful interference to radio or television reception, which can be determined by turning the equipment off and on, the user is encouraged to try to correct the interference by one or more of the following measures:

- Reorient or relocate the receiving antenna.
- Increase the separation between the equipment and receiver.
- Connect the equipment into an outlet on a circuit different from that to which the receiver is connected.
- Consult the dealer or an experienced radio/TV technician for help.


Caution: Any changes or modifications to this device not explicitly approved by manufacturer could void your authority to operate this equipment.

This device complies with part 15 of the FCC Rules. Operation is subject to the following two conditions: (1) This device may not cause harmful interference, and (2) this device must accept any interference received, including interference that may cause undesired operation.

RF Exposure Information

This equipment complies with FCC radiation exposure limits set forth for an uncontrolled environment. This equipment should be installed and operated with minimum distance 20cm between the radiator and your body.

Documents / Resources

	<p>maxspect E8 Ethereal Infinite LED Lighting System [pdf] User Manual</p> <p>E8, E8 Ethereal Infinite LED Lighting System, Ethereal Infinite LED Lighting System, Infinite LED Lighting System, LED Lighting System, Lighting System, System</p>
---	---

References

- [m Home - Maxspect](#)
- [m Home - Maxspect](#)
- [User Manual](#)

[Manuals+](#), [Privacy Policy](#)

This website is an independent publication and is neither affiliated with nor endorsed by any of the trademark owners. The "Bluetooth®" word mark and logos are registered trademarks owned by Bluetooth SIG, Inc. The "Wi-Fi®" word mark and logos are registered trademarks owned by the Wi-Fi Alliance. Any use of these marks on this website does not imply any affiliation with or endorsement.