

**MAUL**

**819 08 LED Battery  
Powered Table  
Lamp**



# MAUL 819 08 LED Battery Powered Table Lamp Instruction Manual

[Home](#) » [MAUL](#) » MAUL 819 08 LED Battery Powered Table Lamp Instruction Manual 

## Contents

- [1 MAUL 819 08 LED Battery Powered Table Lamp](#)
- [2 Specifications](#)
- [3 Product Usage Instructions](#)
- [4 FAQ](#)
- [5 Installation Instruction](#)
- [6 spare parts](#)
- [7 Memory function](#)
- [8 Documents / Resources](#)
  - [8.1 References](#)
- [9 Related Posts](#)

**MAUL**

**MAUL 819 08 LED Battery Powered Table Lamp**



## Specifications

- Model: MAULnina 819 08
- Features: Touch ON/OFF, 16 LEDs
- Includes: 1 USB-C Cable (approximately 1m), Charging base
- Manufacturer Website: [www.maul.de](http://www.maul.de)

## Product Usage Instructions

### Turning the Lamp On/Off:

To turn the lamp on or off, simply touch the designated area for Touch ON/OFF.

### Charging Instructions:

Connect one end of the provided USB-C cable to the lamp and the other end to the charging base. Ensure a proper connection for charging.

### Memory Function:

All adjustments made to the lamp settings will be automatically saved when the lamp is switched off using the Memory function.

### Spare Parts:

If you need spare parts, refer to the following Art.-No. codes: 8190809.200, 8190890.230, 8190809.240

## FAQ

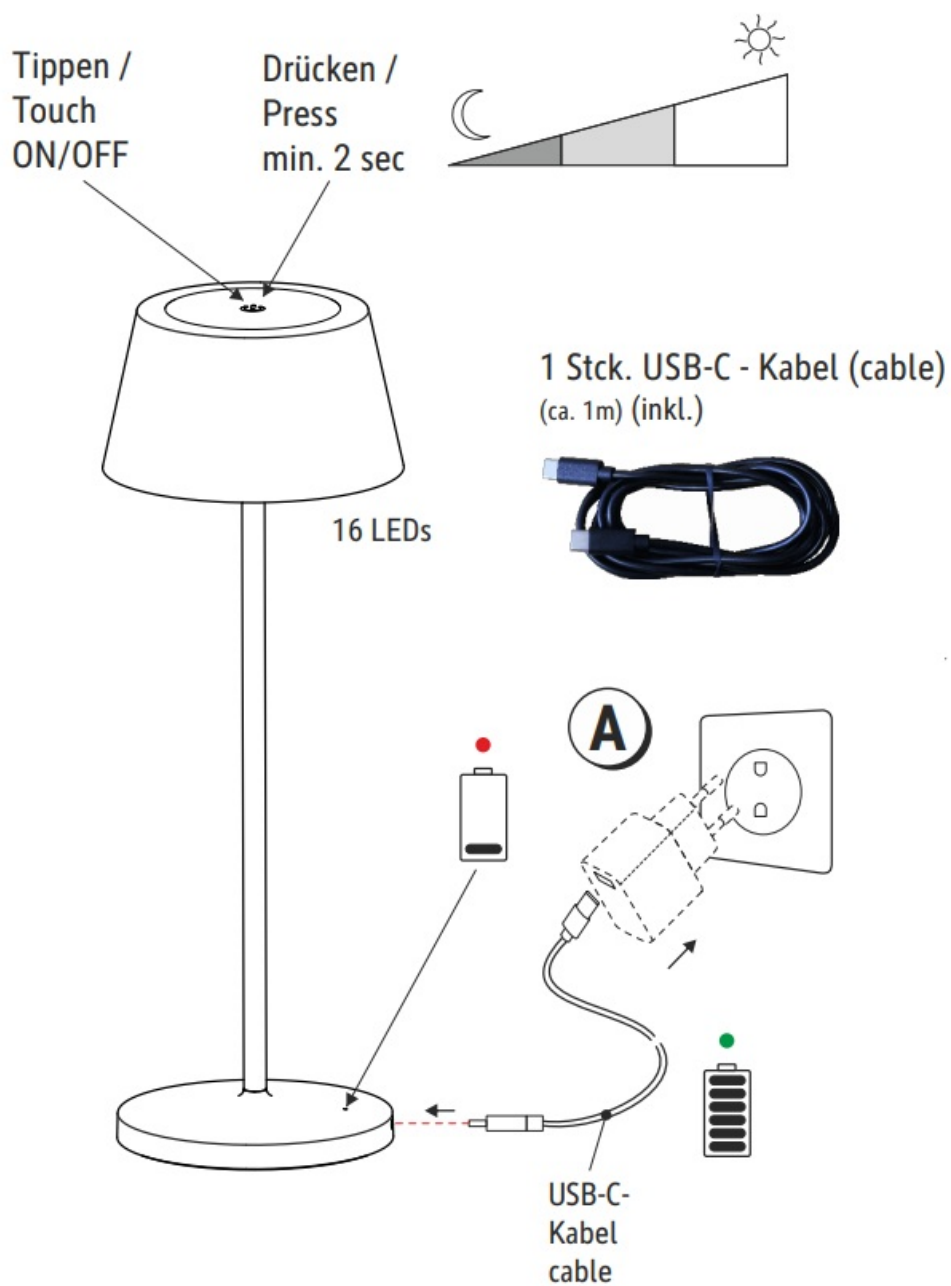
- **Q: How can I reset the lamp settings?**

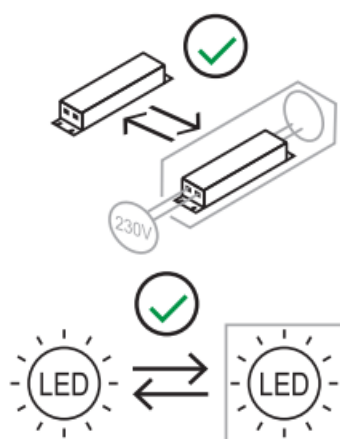
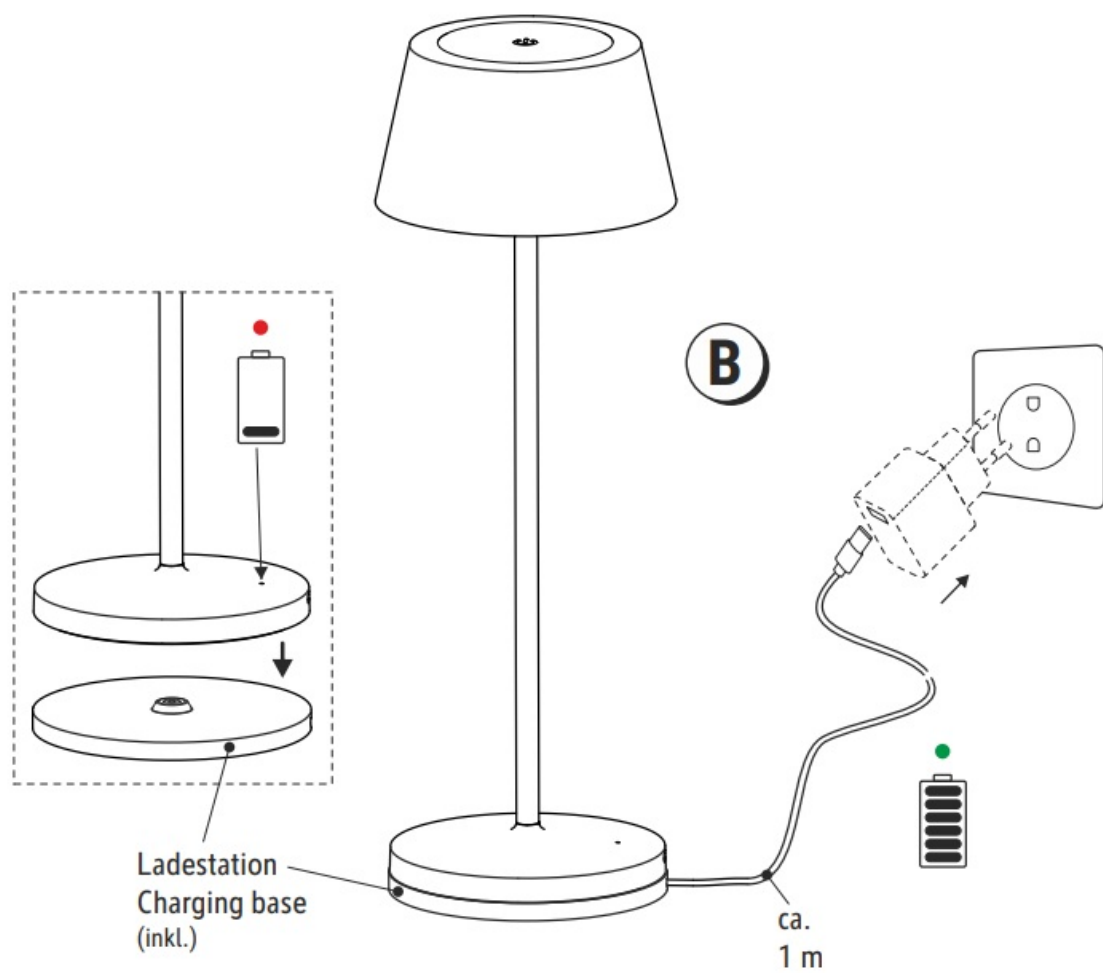
- A: To reset the lamp settings, turn off the lamp and then turn it back on. The settings will revert to their default state.

- **Q: Can I use a different USB-C cable for charging?**

- A: It is recommended to use the provided USB-C cable for charging to ensure compatibility and optimal performance.

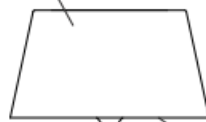
## Installation Instruction






spare parts

Art.-No.:  
8190809.240



Art.-No.:  
8190809.200



Art.-No.:  
8190809.230

***Ersatzteile (spare parts):***



**Art.-No.: 8190809.200**



**Art.-No.: 8190890.230**



**Art.-No.: 8190809.240**

This product contains a light source of energy efficiency class < F >

## Memory function

All adjustments are automatically saved when the lamp is switched off!

## QR Code

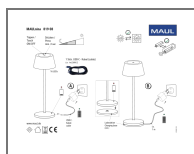


## Guarantee



- [www.maul.de](http://www.maul.de)

## Documents / Resources



[MAUL 819 08 LED Battery Powered Table Lamp](#) [pdf] Instruction Manual  
819 08, 819 08 LED Battery Powered Table Lamp, LED Battery Powered Table Lamp, Battery P  
owered Table Lamp, Powered Table Lamp, Table Lamp, Lamp

## References

- [User Manual](#)

[Manuals+.](#) [Privacy Policy](#)

This website is an independent publication and is neither affiliated with nor endorsed by any of the trademark owners. The "Bluetooth®" word mark and logos are registered trademarks owned by Bluetooth SIG, Inc. The "Wi-Fi®" word mark and logos are registered trademarks owned by the Wi-Fi Alliance. Any use of these marks on this website does not imply any affiliation with or endorsement.