



MATTBLATT AVERY TABLE LAMP COPPER User Guide

[Home](#) » [MATTBLATT](#) » MATTBLATT AVERY TABLE LAMP COPPER User Guide 

Contents

- [1 MATTBLATT AVERY TABLE LAMP COPPER](#)
- [2 SAFETY & WARNINGS](#)
- [3 SPECIFICATIONS](#)
- [4 COMPONENTS](#)
- [5 ASSEMBLY](#)
- [6 NEED MORE INFORMATION](#)
- [7 Documents / Resources](#)
- [8 Related Posts](#)

MATT BLATT

MATTBLATT AVERY TABLE LAMP COPPER



SAFETY & WARNINGS

Ensure power is completely switched off before installing. Assemble as per the instructions below, and only connect to power when complete.


Notes:

1. Read this user guide carefully before installing the lamp.
2. To protect the lamp and prevent damage or scratches, ensure a soft blanket is laid down. We recommend wearing gloves when assembling the lamp.
3. If the power cord is damaged, cease use immediately. Contact help.kogan.com for support.


SPECIFICATIONS

- Power Supply 220V-240V ~50Hz
- Base E27 (Edison screw, 27mm)
- Wattage Max. 40W

COMPONENTS

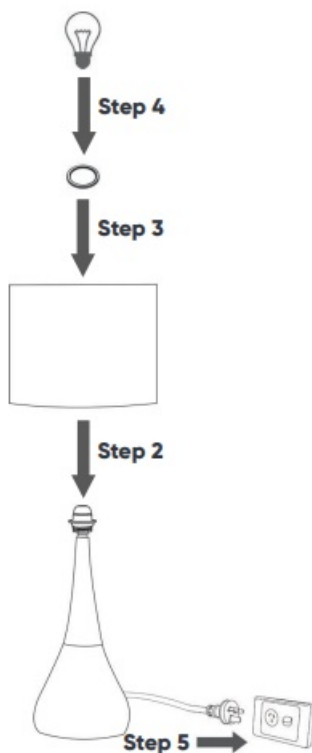


A Lamp shade



B Base

ASSEMBLY





Note:

The bulb is not included.

NEED MORE INFORMATION

We hope that this user guide has given you the assistance needed for a simple setup. For the most up-to-date guide for your product, as well as any additional assistance you may require, head online to

Documents / Resources

<div><p>AVERY TABLE LAMP COPPER User Guide</p></div>	<p>MATTBLATT AVERY TABLE LAMP COPPER [pdf] User Guide</p> <p>AVERY, TABLE, LAMP, COPPER</p>
----------------------------------------------------------------------------------------------------------------------------------------------------------------------------------------------------------------------------	-------------------------------------------------------------------------------------------------------------