



# MATT BLATT MBTAMBABKSA Tamba Bookshelf User Guide

[Home](#) » [MATT BLATT](#) » MATT BLATT MBTAMBABKSA Tamba Bookshelf User Guide 

## Contents

- [1 MATT BLATT MBTAMBABKSA Tamba Bookshelf](#)
- [2 TAMBA BOOKSHELF](#)
- [3 Product Components](#)
- [4 Assembly Instructions](#)
- [5 COMPONENTS](#)
- [6 INSTALLATION INSTRUCTIONS](#)
- [7 Documents / Resources](#)

MATT BLATT

**MATT BLATT MBTAMBABKSA Tamba Bookshelf**



## **TAMBA BOOKSHELF**

Model Number: MBTAMBABKSA

### **Product Components**

- Leg (x2)
- Shelf (x4)
- Pole (x4)
- (16x6mm) Allen Bolt (x24)
- (16x8mm) Washer (x24)
- Allen Key (4mm)
- (10x6mm) Allen Bolt (x4)

### **Assembly Instructions**

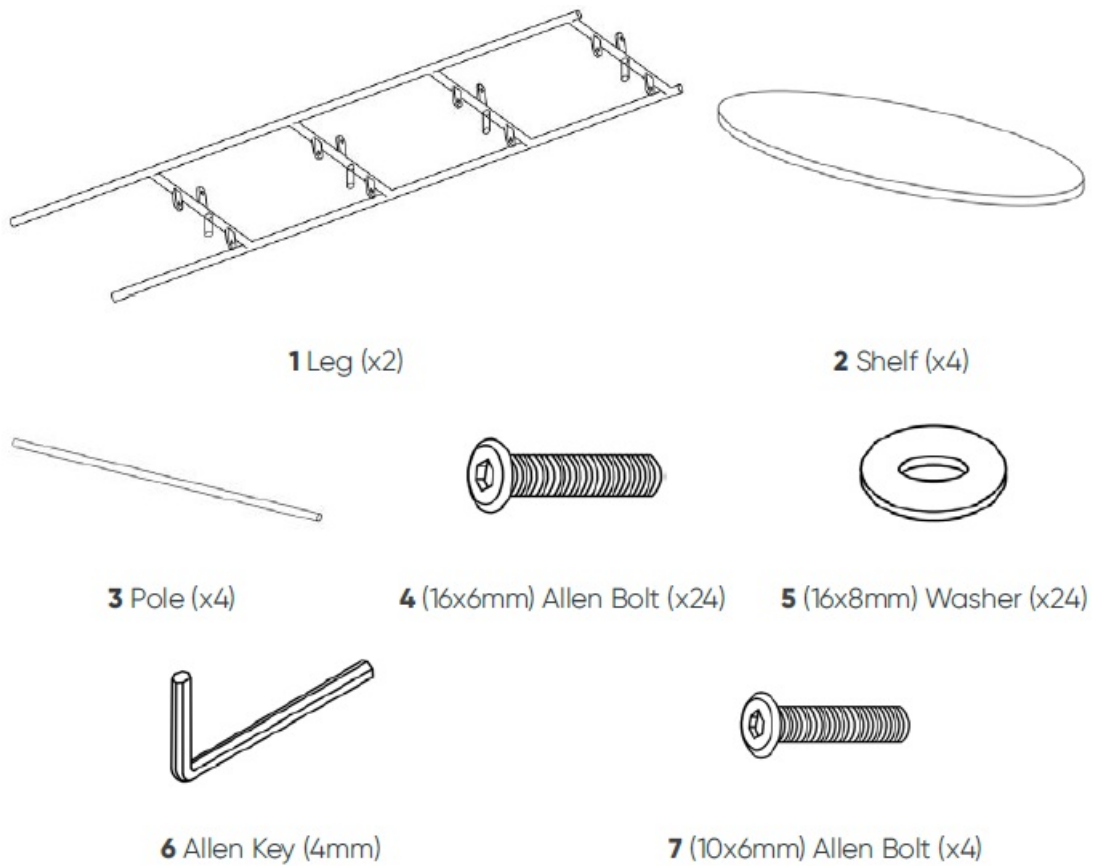
1. Attach the legs (1), poles (3), and shelves (2) together by lining everything up with the existing holes.
2. Insert the 16x6mm Allen Bolts (4) through the holes and secure them with the 16x8mm Washers (5).
3. Use the Allen Key (6) to tighten the bolts securely.
4. Attach the remaining poles using the 10x6mm Allen Bolts (7).
5. Gently lift the Bookshelf and place it upright on a level surface.

The assembly is now complete!

## Notes

If you need additional information or assistance, please [visithelp.mattblatt.com.au](http://visithelp.mattblatt.com.au) for the most up-to-date guide for your product.

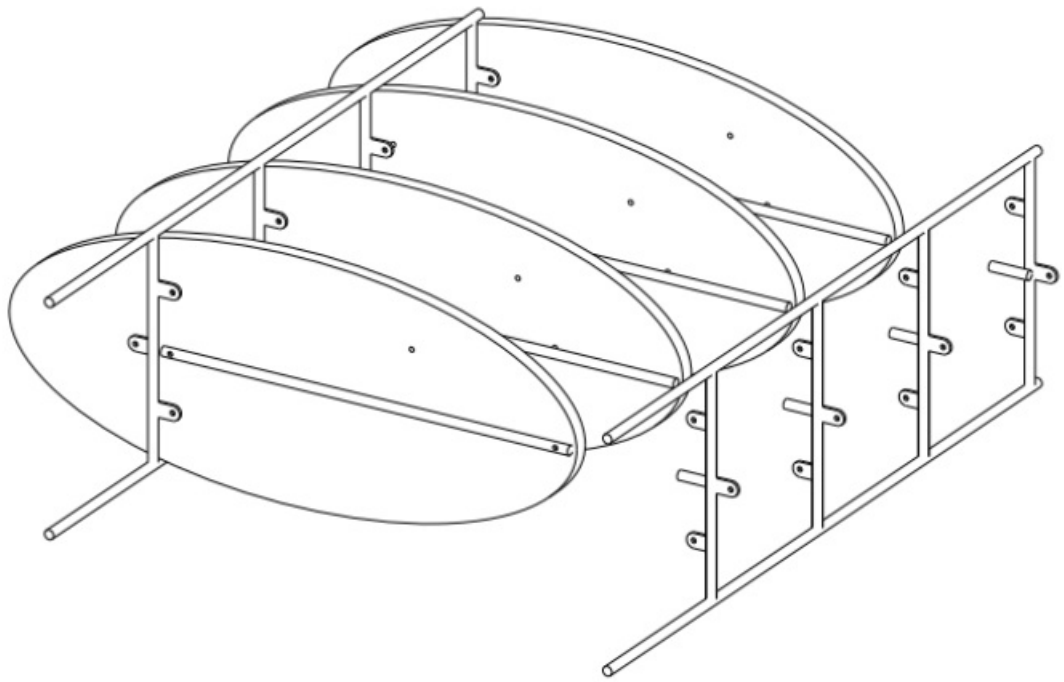
## COMPONENTS



## INSTALLATION INSTRUCTIONS

### Step 1

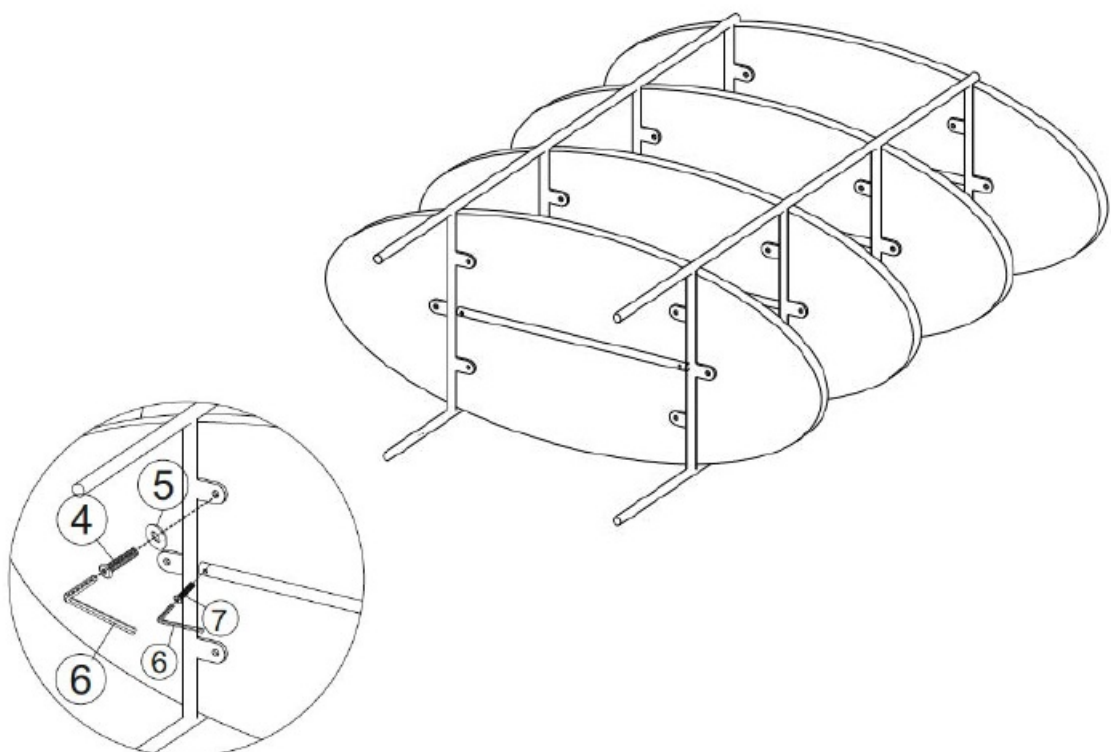
- Attach the legs (1), poles (3), and shelves (2) together, lining everything up with the existing holes.



## Step 2

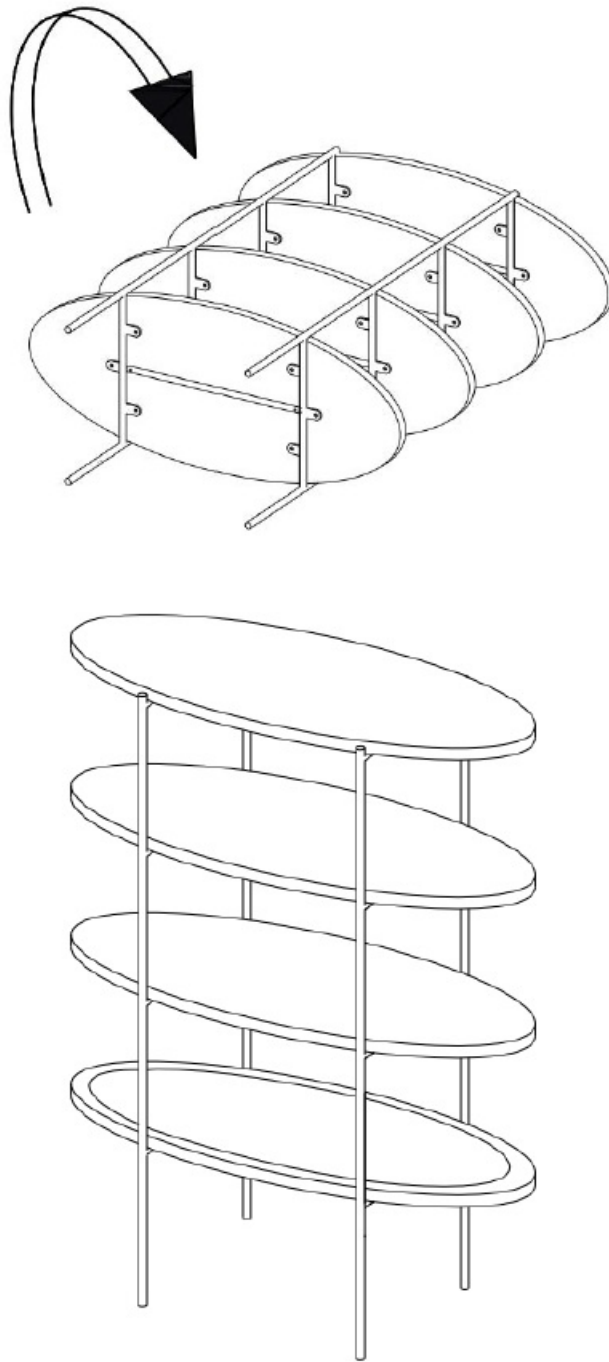
- Secure the shelves (2) to the legs (1) using the 16×6 bolts (4) and washers (5).
- Secure the four poles (3) to the legs (1) using the 10×6 bolts (7).

<b>4</b> Allen Bolt (x24)	<b>5</b> Washer (x24)	<b>6</b> Allen Key	<b>7</b> Allen Bolt (x8)



### Step 3

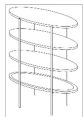
- Gently lift the Bookshelf and place it upright on a level surface.



### NEED MORE INFORMATION?

We hope that this user guide has given you the assistance needed for a simple set-up. For the most up-to-date guide for your product, as well as any additional assistance you may require, head online to [help.mattblatt.com.au](http://help.mattblatt.com.au).

### Documents / Resources



TAMBA BOOKSHELF  
User Guide

MATT BLATT

[MATT BLATT MBTAMBABKSA Tamba Bookshelf](#) [pdf] User Guide  
MBTAMBABKSA Tamba Bookshelf, MBTAMBABKSA, Tamba Bookshelf, Bookshelf