



# MATT BLATT MBLIBTTATLA Tappa Spherical Table Lamp User Guide

[Home](#) » [MATT BLATT](#) » MATT BLATT MBLIBTTATLA Tappa Spherical Table Lamp User Guide 

## Contents

- [1 MATT BLATT MBLIBTTATLA Tappa Spherical Table Lamp](#)
- [2 SAFETY & WARNINGS](#)
- [3 SPECIFICATIONS](#)
- [4 ASSEMBLY](#)
- [5 Documents / Resources](#)
- [6 Related Posts](#)

MATT BLATT

## MATT BLATT MBLIBTTATLA Tappa Spherical Table Lamp



## SAFETY & WARNINGS

Ensure power is completely switched off before installing. Assemble as per the instructions below, and only connect to power when complete.

**Notes:**

1. Read this user guide carefully before installing the lamp.
2. To protect the lamp and prevent damage or scratches, ensure a soft blanket is laid down. We recommend wearing gloves when assembling the lamp.
3. If the power cord is damaged, cease use immediately. Contact [help.kogan.com](http://help.kogan.com) for support.

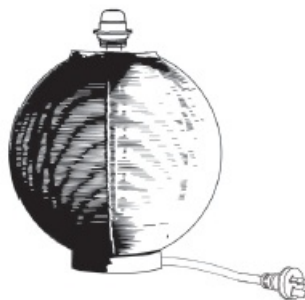
## SPECIFICATIONS

- Power Supply  
220V-240V ~50Hz
- Base  
E27 (Edison screw, 27mm)
- Wattage  
Max. 40W

## COMPONENTS

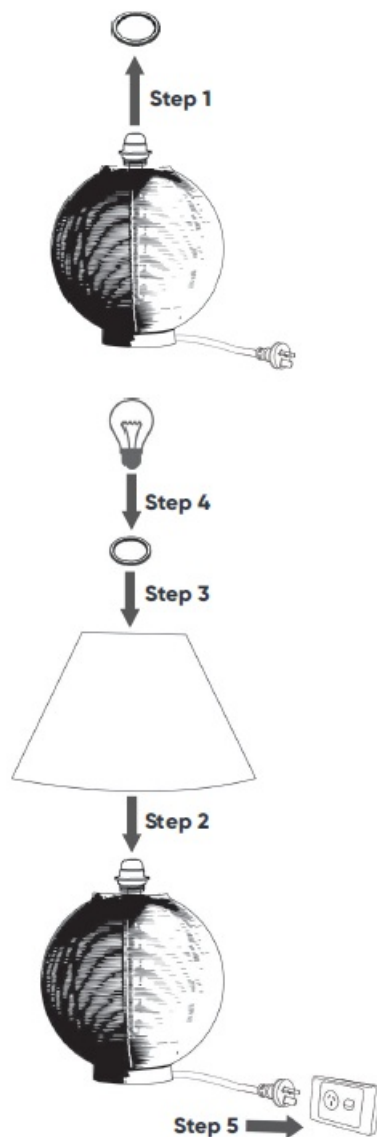


**A** Lamp shade



**B** Base

## ASSEMBLY




### NEED MORE INFORMATION?

We hope that this user guide has given you the assistance needed for a simple set-up.

For the most up-to-date guide for your product, as well as any additional assistance you may require, head online to [help.mattblatt.com.au](http://help.mattblatt.com.au)

### Documents / Resources

 <p>TAPPA SPHERICAL TABLE LAMP User Guide MATT BLATT</p>	<p><b>MATT BLATT MBLIBTTATLA Tappa Spherical Table Lamp</b> [pdf] User Guide MBLIBTTATLA, Tappa Spherical Table Lamp, MBLIBTTATLA Tappa Spherical Table Lamp</p>
-----------------------------------------------------------------------------------------------------------------------------------------------------	----------------------------------------------------------------------------------------------------------------------------------------------------------------------