


TTC INDEX NO. (MAX OPERATOR RESPONSE TIME CATEGORY)	CONSEQUENCE SEVERITY (HAZARD INDEX)				
	SEVERITY 5	SEVERITY 4	SEVERITY 3	SEVERITY 2	SEVERITY 1
5	CRITICAL	CRITICAL	CRITICAL	WARNING	ADVISORY
4	CRITICAL	CRITICAL	CRITICAL	WARNING	ADVISORY
3	CRITICAL	CRITICAL	WARNING	ADVISORY	ADVISORY
2	WARNING	WARNING	ADVISORY	ADVISORY	LOG
1	ADVISORY	ADVISORY	ADVISORY	LOG	LOG



MATRIX Alarm Management System Instructions

[Home](#) » [MATRIX](#) » MATRIX Alarm Management System Instructions 

Contents

1

MATRIX Alarm Management System

2

Product Information

3

Specifications

4

FAQS

5

Documents / Resources

5.1

References

6

Related Posts



TTC INDEX No. (MAX OPERATOR RESPONSE TIME CATEGORY)	CONSEQUENCE SEVERITY (HARZARD INDEX)				
	SEVERITY 5	SEVERITY 4	SEVERITY 3	SEVERITY 2	SEVERITY 1
5	CRITICAL	CRITICAL	CRITICAL	WARNING	ADVISORY
4	CRITICAL	CRITICAL	CRITICAL	WARNING	ADVISORY
3	CRITICAL	CRITICAL	WARNING	ADVISORY	ADVISORY
2	WARNING	WARNING	ADVISORY	ADVISORY	LOG
1	ADVISORY	ADVISORY	ADVISORY	LOG	LOG

Product Information

Specifications

- **Product Name:** MATRIX Alarm Management System
- **Compatibility:** MATRIX Professional Access, Time, and Connect
- **System Type:** Browser-based solution
- **Integration:** Access control system and time recording system
- **Features:** Event processing, alarm monitoring, instructions for alarm response

Advantages at a glance

- GMA and access control can be operated with a single system
- Better overview thanks to grouping of events

The MATRIX alarm monitor visually alerts staff when events occur and provides instructions on how to respond to the alarm.

An access control system or a time recording system is no longer an island in the modern IT environment. Monitoring availability, reacting quickly to alarms or events and checking components should be easy. The MATRIX alarm management system is a browser-based solution, which, in many cases, does away with the need for an external IDS (intruder detection system). The alarm management system is an optional package that can be used with MATRIX Professional Access, Time and Connect. It processes all events that are generated by the terminal peripherals or by people's booking actions. Incidences such as "Terminal offline", "Door forced open" or a booking with an unauthorised badge can trigger an event that is processed in the alarm monitor. The type of reaction to these events can be individually defined. Predefined instructions saved in the alarm definition are carried out by staff before they acknowledge the alarm.

Events

An individual or group configuration can be assigned to each event. In the case of a group configuration, all events in this group are treated in the same way. The event filter can be restricted to terminals or infrastructure nodes in order to specifically assign locations to the alarm management system, for example. For more clarity, events can be grouped into the categories "Alarm" or "Fault". The alarm management system manages site plans on which the alarms are displayed.

Alarm monitor

- The alarm monitor is an independent dialog. In the alarm monitor, alarms and faults are colour-coded and are also shown in site plans. This makes it possible to differentiate between alarms and faults. Several events can also be processed together.
- When setting up this display, plans can be saved in a hierarchy (e.g. general building plan up to individual rooms) and the alarm-generating components simply added using the drag-and-drop function.

Priority

A priority function with up to 5 levels can be used to sort the output lines in the alarm monitor according to importance. Events that have a counter-event can also be automatically acknowledged (e.g. door open for too long <-> door closed again).

Filter function in the alarm monitor

Events can be filtered for almost all characteristics by means of filter functions in order to specifically control the processing.

Group of people-specific filters

In addition to the location or device-specific filters, there is another selection field which can be used to filter groups of people:

- All (filtered by groups of people only)
- Employees
- Contractor employees
- Visitors

E-mail/text message notification

Events can trigger an e-mail or text message notification.

Time and date-dependent reaction

On the basis of the calendar, weekly plan and daily schedule configuration, the reaction to events can also be controlled depending on the time they occur, e.g. a different reaction on public holidays or a different reaction during the night than during working hours.

Relay circuits

Alarm actions can also trigger relay circuits (one or more relays) in the access managers. Here, too, a reaction dependent on the event and the time of the event is possible via calendars, weekly programs and daily schedules.

Alarm list

The alarm list includes all alarms in the system, including those that have ended or are not displayed in the alarm monitor. A search page and a detail page can be used to carry out a detailed evaluation within data retention limits.

Controls

The doors can be controlled via the site plan.

- Quick release
- Limited permanent opening
- Permanent opening/cancel permanent opening
- Lock/cancel lock

Door status

The door status is indicated in the site plan by an icon. The following statuses are available:

- Door closed, can be passed through with access authorisation
- Door open (e.g. permanently open, desired status, office release activated, manual permanent opening)
- Door locked
- Door status unknown

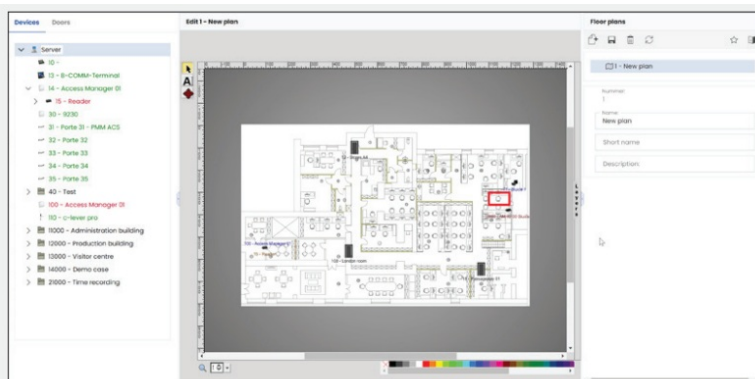
Cameras

Cameras can be configured using the site plan. The camera image can be viewed on a monitor in standby mode or when an alarm occurs. Depending on the camera model, the camera can also be controlled (rotate, zoom etc.)

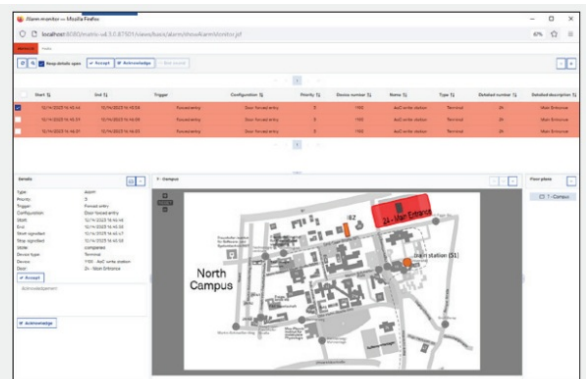
Technical specifications

- The MATRIX software can be installed on any up-to-date Windows computer. The scope of delivery includes the H2 databases and SQL Server Express.
- An SQL server or Oracle is purchased and installed by the customer.
- Further details can be found in the system requirements.

Subject to change without notice. \ © 2023 dormakaba. Last updated: 12/2023



Editing the plan



Alarms in the site plan

Any questions? We will be happy to assist you.

dormakaba International Holding AG | Hofwisenstrasse 24 | CH-8153 Rümlang | info.de@dormakaba.com | dormakaba.com

FAQS

Q: What events can trigger alarms in the MATRIX Alarm Management System?

A: Events such as Terminal offline, Door forced open, or unauthorized badge bookings can trigger alarms.

Q: Can events be grouped in the system?

A: Yes, events can be grouped into categories such as Alarm or Fault for better management.

Documents / Resources



MATRIX MATRIX Alarm Management System [pdf] Instructions
Professional Access, Time, Connect, MATRIX Alarm Management System, MATRIX, Alarm Management System, Management System

References

- [!\[\]\(86b7331e04fe40a56bcff2e9c065738b_img.jpg\) **dormakaba USA | For every place that matters**](#)
- [**User Manual**](#)

Manuals+, Privacy Policy

This website is an independent publication and is neither affiliated with nor endorsed by any of the trademark owners. The "Bluetooth®" word mark and logos are registered trademarks owned by Bluetooth SIG, Inc. The "Wi-Fi®" word mark and logos are registered trademarks owned by the Wi-Fi Alliance. Any use of these marks on this website does not imply any affiliation with or endorsement.