

# MasterCraft NUTSOF Helmet Bungee Upgrade Kit User Manual

## Contents

### [1 HELMET BUNGEE UPGRADE](#)


#### [1.1 USER MANUAL](#)

### [2 Documents / Resources](#)

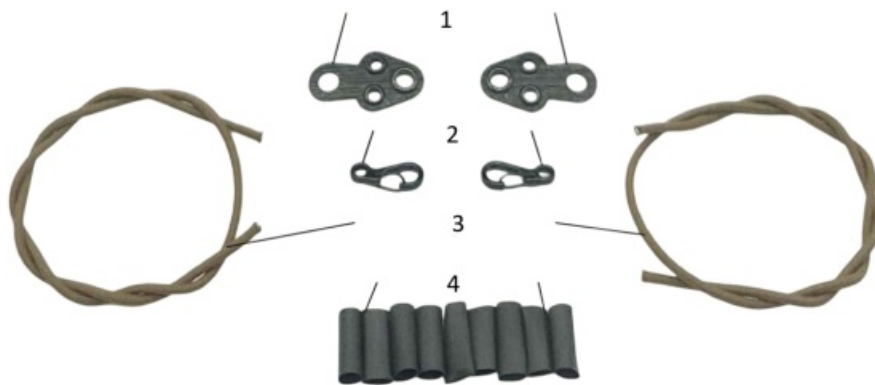
#### [2.1 References](#)

## HELMET BUNGEE UPGRADE

### USER MANUAL



artwork by CBRNart




1. Bungee Retainers
2. Spring Hooks
3. 16" Bungee Cord
4. Heat Shrinks

Pass the bungee cord end through the mini spring hooks.



Pull the bungee cord until the spring hook reaches the midpoint of the cord.



Secure the spring hooks using the provided heat shrinks.



Weave both ends through the large eyelet.





Pass each individual end through the smaller ones.







Remove all the screws and the existing bungee cord from your helmet.



Align the bungee retainer with their respective rail holes, then screw the helmet back together.



On both sides, adjust the length of the bungee cord so that when both spring hooks are connected, the cord has a slight amount of tension.



Secure both ends it with an overhand knot.



Connect the spring hooks and make any necessary adjustments to achieve the desired tension one last time.



Trim off any excess bungee cord.



Burn both ends of the bungee cord to prevent fraying.





Installation completed.



NUT SOF

ADMIT ONE



[www.nutsof.com](http://www.nutsof.com)



[instagram.com/nutsof/](https://www.instagram.com/nutsof/)



[facebook.com/nutsofillc](https://www.facebook.com/nutsofillc)




[603-865-7951](tel:603-865-7951)



[contact@nutsof.com](mailto:contact@nutsof.com)

## Documents / Resources

	<p><a href="#">MasterCraft NUTSOF Helmet Bungee Upgrade Kit</a> [pdf] User Manual NUTSOF, NUTSOF Helmet Bungee Upgrade Kit, Helmet Bungee Upgrade Kit, Bungee Upgrade Kit, Kit</p>
---	--

## References

-  [Instagram](#)
- [User Manual](#)

[Manuals+](#), [Privacy Policy](#)

This website is an independent publication and is neither affiliated with nor endorsed by any of the trademark owners. The "Bluetooth®" word mark and logos are registered trademarks owned by Bluetooth SIG, Inc. The "Wi-Fi®" word mark and logos are registered trademarks owned by the Wi-Fi Alliance. Any use of these marks on this website does not imply any affiliation with or endorsement.