



## Commander R-R-R Machines Instruction Manual


### Contents [ [hide](#) ]

#### [1 Commander R-R-R Machines](#)

#### [2 Documents / Resources](#)

##### [2.1 References](#)

## Commander R-R-R Machines


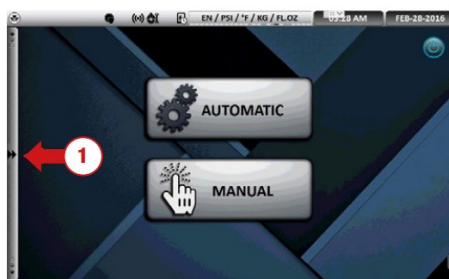


- To drain the oil, twist off the screw pointed at the oil draining port. After the oil is drained re-tighten the screw.
- To fill the pump with oil, unscrew the lid pointed at the filling port. Fill the pump until

the oil level reaches the mark that is on the pump.

**NOTE:** The oil needed is deep vacuum pump oil (viscosity (cSt) @ 40°C is 46 +/- 10%.)

- To reset the vacuum pump timer, follow the steps on the pictures below.



For further questions, please contact Mastercool ([973-252-9119](tel:973-252-9119)) and ask to speak with Tech Support.



[www.mastercool.com](http://www.mastercool.com)

COMD-OIL-CHANGE-INST

## Documents / Resources



## Mastercool Commander R-R-R Machines [pdf] Instruction Manual

### Commander R-R-R Machines, R-R-R Machines, Machines

## References

- [User Manual](#)

🔖 Commander R-R-R Machines, Machines, Mastercool, R-R-R

📁 Mastercool Machines

## Leave a comment

Your email address will not be published. Required fields are marked \*

Comment \*

Name

Email

Website

☐ Save my name, email, and website in this browser for the next time I comment.

Post Comment

## Search:

e.g. whirlpool wrf535swhz

Search

[Manuals+](#) | [Upload](#) | [Deep Search](#) | [Privacy Policy](#) | [@manuals.plus](#) | [YouTube](#)

This website is an independent publication and is neither affiliated with nor endorsed by any of the trademark owners. The "Bluetooth®" word mark and logos are registered trademarks owned by Bluetooth SIG, Inc. The "Wi-Fi®" word mark and logos are registered trademarks owned by the Wi-Fi Alliance. Any use of these marks on this website does not imply any affiliation with or endorsement.