



## MARTA MT-SC3602 Electronic Floor Scales with Built In Thermometer User Guide

[Home](#) » [MARTA](#) » MARTA MT-SC3602 Electronic Floor Scales with Built In Thermometer User Guide 

MARTA MT-SC3602 Electronic Floor Scales with Built In Thermometer

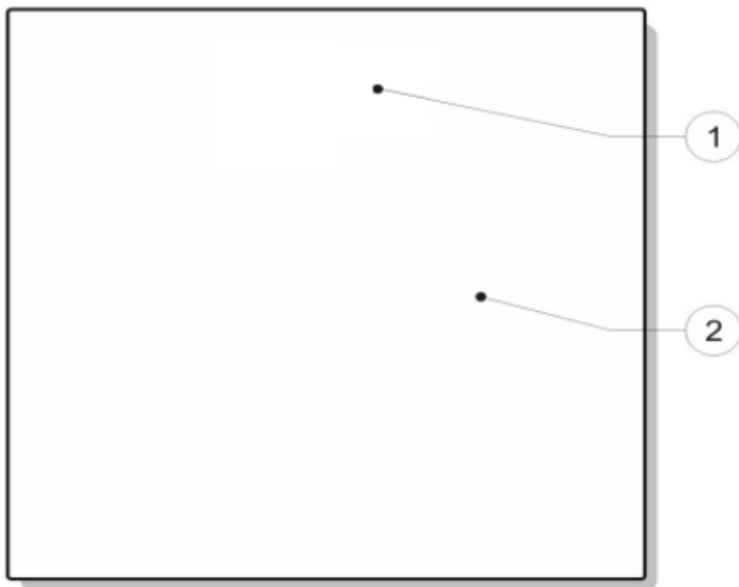


## Contents

- [1 Parts list](#)
- [2 IMPORTANTSAFEGUARDS](#)
- [3 BEFORE FIRST USE](#)
- [4 USING THE DEVICE](#)
- [5 CLEANING AND MAINTENANCE](#)
- [6 SPECIFICATION](#)
- [7 Documents / Resources](#)
  - [7.1 References](#)
- [8 Related Posts](#)

## Parts list

1. LED Display
2. Weighting zone



## **IMPORTANT SAFEGUARDS**

Read this manual carefully before using the appliance and save it for future reference

- Use only for domestic purposes according to the instruction manual. It is not intended for industrial use
- For indoor use only
- Never attempt to disassemble and repair the item by yourself. If you encounter problems, please contact the nearest customer service center
- This appliance is not intended for use by persons (including children) with reduced physical, sensory or mental capabilities, or lack of experience and knowledge, unless they have been given supervision or instruction concerning use of the appliance by a person responsible for their safety
- During storage, make sure there are no objects on the scales
- Do not lubricate the internal mechanisms of the scales
- Keep the scales in a dry place
- Do not overload the scales
- Carefully put products on the scales, don't hit the surface
- Protect the scales against direct sunlight, high temperatures, humidity and dust

## **BEFORE FIRST USE**

- Please unpack your appliance. Remove all packing materials
- Wipe the surface with a damp cloth and detergent

## **USING THE DEVICE**

### **START WORK**

- Use two batteries of 1,5 V AM type (included)
- Set measurement unit kg or lb.
- Place the scales on a flat, stable surface (avoid carpet and soft surface)


## WEIGHING

- To turn on the scales carefully step on it, wait a few seconds until the display shows your weight.
- During weighing stand still so weight is fixed correctly

## AUTO SWITCH-OFF

- Scales automatically switches off after 10 seconds downtime

## INDICATORS

- «oL» – overload indicator. Max capacity is 180 kg. Do not overload the scales to avoid its breakage.
-  – battery charge indicator.
- « 16°» – room temperature indicator

## BATTERY LIFE

- Always use the recommended battery type.
- Before using the device, make sure that the battery compartment is tightly closed.
- Insert new batteries, observing polarity.
- Remove the batte from the scales, if the are not used for a lon time.

## CLEANING AND MAINTENANCE

- Use a damp cloth for cleaning. Do not immerse in water
- Do not use abrasive cleaning agents, organic solvents and corrosive liquids

## SPECIFICATION

| Measuring range | Graduation | Net weight/ Gross weight | Package size (L x W x H)    |
|-----------------|------------|--------------------------|-----------------------------|
| 5-180 kg        | 50g        | 1,9 kg / 2,02 kg         | 310 mm x 310 mm x 35 m<br>m |

### Producer:

Cosmos Far View International Limited  
Room 701, 16 apt, Lane 165, Rainbow North Street , Ningbo,  
China  
Made in China


## WARRANTY DOES NOT COVER SUPPLIES (filters, ceramic and non-stick coating, rubber seals, etc.)

Production date is available in the serial number located on the identification sticker on the gift box and/or on sticker on the device. The serial number consists of 13 characters, the 4th and 5th characters indicate the month, the 6th and 7th indicate the year of device production.


Producer may change the complete set, appearance, country of manufacture, warranty and technical characteristics of the model without notice. Please check when purchasing device.



## Documents / Resources

|   |  |
|---|--|
|  | <a href="#">MARTA MT-SC3602 Electronic Floor Scales with Built In Thermometer</a> [pdf] User Guide<br>MT-SC3602 Electronic Floor Scales with Built In Thermometer, MT-SC3602, Electronic Floor Scales with Built In Thermometer, Floor Scales with Built In Thermometer, Scales with Built In Thermometer, Built In Thermometer, In Thermometer, Thermometer |
|---|--|

## References

-  [Multimarta - интернет-магазин бытовой техники MARTA](#)
- [User Manual](#)

### Manuals+ Privacy Policy

This website is an independent publication and is neither affiliated with nor endorsed by any of the trademark owners. The "Bluetooth®" word mark and logos are registered trademarks owned by Bluetooth SIG, Inc. The "Wi-Fi®" word mark and logos are registered trademarks owned by the Wi-Fi Alliance. Any use of these marks on this website does not imply any affiliation with or endorsement.