

marta MT-1679 Electronic Floor Scales With Built In Thermometer User Manual

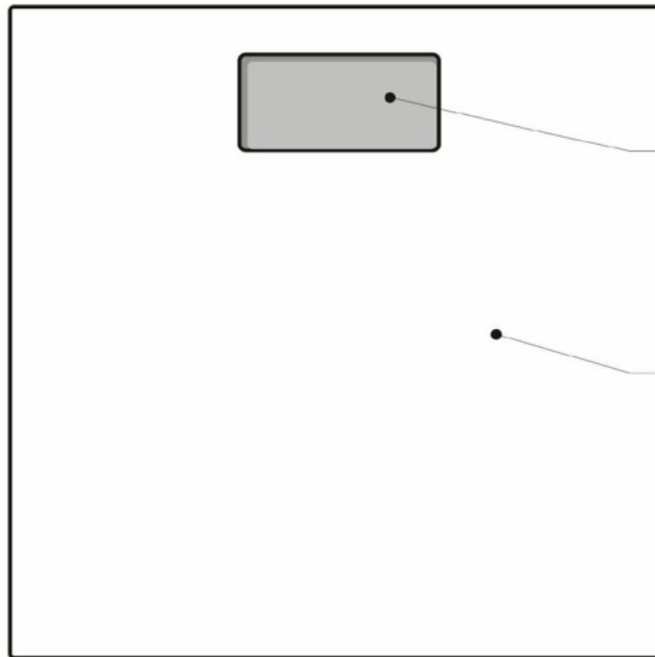
[Home](#) » [MARTA](#) » marta MT-1679 Electronic Floor Scales With Built In Thermometer User Manual 

Contents

- [1 marta MT-1679 Electronic Floor Scales With Built-in Thermometer](#)
- [2 Product Information](#)
- [3 Product Usage Instructions](#)
- [4 Parts list](#)
- [5 IMPORTANT SAFEGUARDS](#)
- [6 BEFORE FIRST USE](#)
- [7 USING THE DEVICE](#)
- [8 BATTERY LIFE](#)
- [9 CLEANING AND MAINTENANCE](#)
- [10 SPECIFICATION](#)
- [11 WARRANTY DOES NOT COVER SUPPLIES](#)
- [12 Documents / Resources](#)
 - [12.1 References](#)

marta

marta MT-1679 Electronic Floor Scales With Built-in Thermometer



Product Information

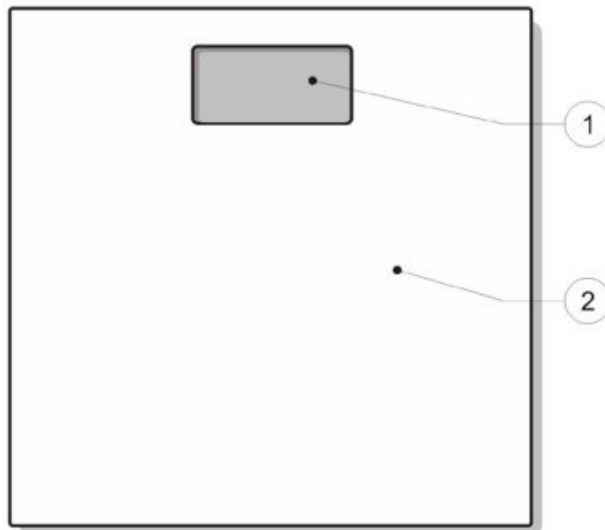
- The Electronic Scales (Model: MT-1679) is a weighing device designed to measure weight accurately.
- It is produced by Cosmos Far View International Limited and made in China.
- The scales have a measuring range of 5-180 kg with a graduation of 50g.
- The net weight of the scales is 0.95 kg, while the gross weight is 1.07 kg.
- The package size is 280 mm x 280 mm x 30 mm.

Product Usage Instructions

1. **Before First Use:** It is important to read the user manual carefully before using the scales for the first time.
2. **Using the Device:** Place the scales on a flat and stable surface. Step on the weighing zone with bare feet and wait for the measurement to stabilize. The scales can measure weights between 5 kg and 180 kg with a precision of 50g.
3. **Cleaning and Maintenance:** To clean the scales, use a soft cloth dampened with water or a mild cleaning solution. Do not use abrasive cleaners or immerse the scales in water. Regularly check for any damage or malfunction and contact the manufacturer for repairs or replacements if needed.

For more information and support, visit the official website of the manufacturer: <http://multimarta.com>

Parts list



1. Display
2. Weighting zone

IMPORTANT SAFEGUARDS

- Read this manual carefully before using the appliance and save it for future reference
- Use only for domestic purposes according to the instruction manual. It is not intended for industrial use
- For indoor use only
- Never attempt to disassemble and repair the item by yourself. If you encounter problems, please contact the nearest customer service center
- This appliance is not intended for use by persons (including children) with reduced physical, sensory, or mental capabilities, or lack of experience and knowledge unless they have been given supervision or instruction concerning the use of the appliance by a person responsible for their safety
- During storage, make sure there are no objects on the scales
- Do not lubricate the internal mechanisms of the scales
- Keep the scales in a dry place
- Do not overload the scales
- Carefully put products on the scales, don't hit the surface
- Protect the scales against direct sunlight, high temperatures, humidity, and dust

BEFORE FIRST USE

- Please unpack your appliance. Remove all packing materials
- Wipe the surface with a damp cloth and detergent

USING THE DEVICE

START WORK

- Use two batteries of 1,5 V AAA type (included)
- Set measurement unit kg, lb, or st.

- Place the scales on a flat, stable surface (avoid carpet and soft surfaces)


WEIGHING

- To turn on the scales carefully step on it, and wait a few seconds until the display shows your weight.
- During weighing stand still so the weight is fixed correctly

AUTO SWITCH-OFF

- Scales automatically switches off after 10 seconds of downtime

INDICATORS

- «oL» – overload indicator. Max capacity is 180 kg. Do not overload the scales to avoid their breakage.
-  battery charge indicator.
- «16°» – room temperature indicator

BATTERY LIFE

- Always use the recommended battery type.
- Before using the device, make sure that the battery compartment is tightly closed.
- Insert new batteries, observing polarity.
- Remove the battery from the scales, if they are not used for a long time.

CLEANING AND MAINTENANCE

- Use a damp cloth for cleaning. Do not immerse in water
- Do not use abrasive cleaning agents, organic solvents, and corrosive liquids

SPECIFICATION

Measuring range	Graduation	Net weight / Gross weight	Package size (L x W x H)	<u>Producer:</u>
5-180 kg	50g	0,95 kg / 1,07 kg	280 mm x 280 mm x 30 mm	Cosmos Far View International Limited Room 701, 16 apt, Lane 165, Rainbow North Street, Ningbo, China Made in China


WARRANTY DOES NOT COVER SUPPLIES

- (filters, ceramic and non-stick coating, rubber seals, etc.)
- The production date is available in the serial number located on the identification sticker on the gift box and/or on the sticker on the device.
- The serial number consists of 13 characters, the 4th and 5th characters indicate the month, and the 6th and 7th indicate the year of device production.
- The producer may change the complete set, appearance, country of manufacture, warranty, and technical

characteristics of the model without notice. Please check when purchasing the device.

- Current information about service centers is available on the website <http://multimarta.com/>

Documents / Resources

	marta MT-1679 Electronic Floor Scales With Built In Thermometer [pdf] User Manual MT-1679 Electronic Floor Scales With Built In Thermometer, MT-1679, Electronic Floor Scales With Built In Thermometer, Floor Scales With Built In Thermometer, Scales With Built In Thermometer, With Built In Thermometer, Built In Thermometer, In Thermometer
---	---

References

-  [Multimarta - интернет-магазин бытовой техники MARTA](#)