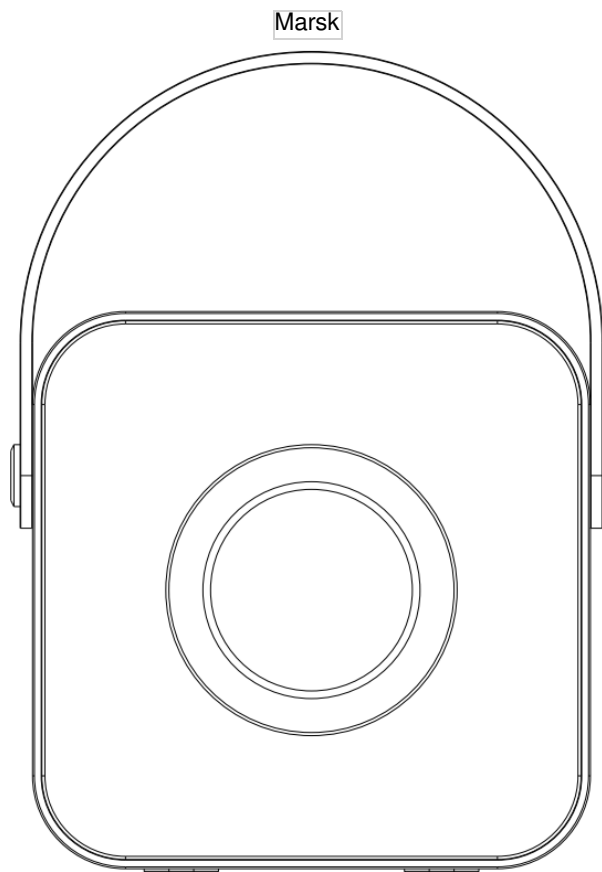


Marsk T 25400 Bluetooth Speaker Instruction Manual

[Home](#) » [Marsk T](#) » Marsk T 25400 Bluetooth Speaker Instruction Manual 



Wheat Fiber /Bamboo BT Speaker

Wheat Fiber /Bamboo BT Speaker Including

1* Speaker

1*charging cable

1* instruction manual

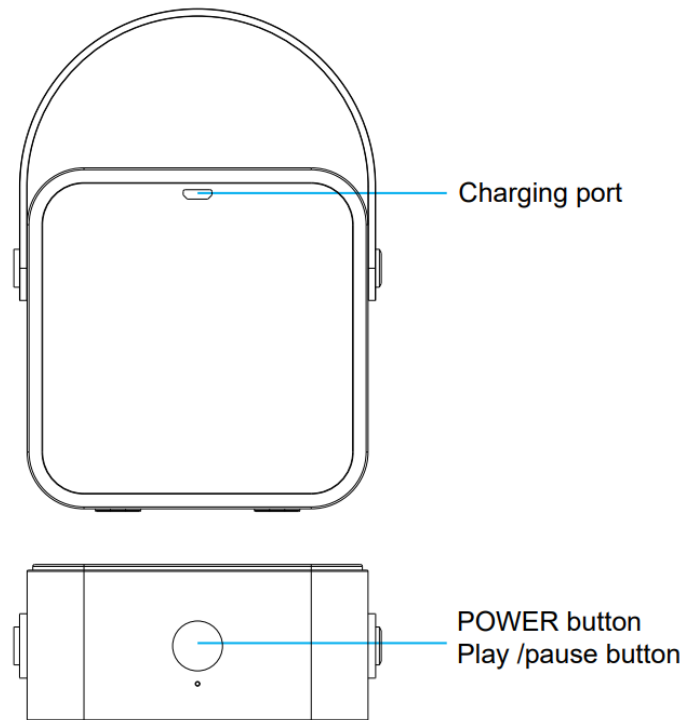
Specifications:

Bluetooth Version: 5.0

Built-in Lithium-Ion Battery : 3.7V,300mAh

Material: Bamboo+wheat Fiber +PU

Charging Voltage: 5V
Speaker : 57mm,4 0 3AX1
Effective Distance : 10M



How to connect this speaker:

1. Press and hold the POWER button for 2-3 seconds to power ON, you will hear “the device is ready to pair” from the speaker, the blue LED will flash quickly to indicate that it is powered on and searching for a Bluetooth source to pair with
2. Go into your phone/tablet’s Bluetooth settings and enable Bluetooth, Next, enter the Bluetooth device list and select “#25400”. once the pairing is successful, you will hear “the Bluetooth device is connected successfully” from the speaker and the LED will light up solid blue. Play/Pause: When playing, Tap the POWER button can be played/pause.

Charging light:

when charging, the indicator light is red. When Fully Charged, the light is off.

FCC Information

This device complies with Part 15 of the FCC rules. Operation is subject to the following two conditions: (1) this device may not cause harmful interference, and (2) this device must accept any interference received; including interference that may cause undesired operation. Federal Communications Commission (FCC) Statement This equipment has been tested and found to comply with the limits for a Class B digital device, pursuant to Part 15 of the FCC rules. These limits are designed to provide reasonable protection against harmful interference in a residential installation This equipment generates, uses, and can radiate radio frequency energy and, if not installed and used in accordance with the instructions, may cause harmful interference to radio communications. However, there is no guarantee that interference will not occur in a particular installation. If this equipment does cause harmful interference to radio or television reception, which can be determined by turning the equipment off and on, the user is encouraged to try to correct the interference by one or more of the following measures:


- Reorient or relocate the receiving antenna.
- Increase the separation between the equipment and receiver.
- Connect the equipment into an outlet on a circuit different from that to which the receiver is connected.
- Consult the dealer or an experienced radio/TV technician for help. Warning Changes or modifications to this unit not expressly approved by the party responsible for compliance could void the user authority to operate the equipment. Tested to comply with FCC standards. FOR HOME OR OFFICE USE.

Warning:

This equipment complies with FCC RF radiation exposure limits set forth for an uncontrolled environment. This device and its antenna(s) must not be co-located or in conjunction with any other antenna or transmitter.

- Contents
- [1 Documents / Resources](#)
- [2 Related Posts](#)

Documents / Resources

	Marsk T 25400 Bluetooth Speaker [pdf] Instruction Manual 25400, 2APOP-25400, 2APOP25400, 25400 Bluetooth Speaker, Bluetooth Speaker
---	--