

MARSGMING MKCLOUD Keyboard User Guide

[Home](#) » [MARSGMING](#) » MARSGMING MKCLOUD Keyboard User Guide 

MKCLOUD KEYBOARD

User Guide

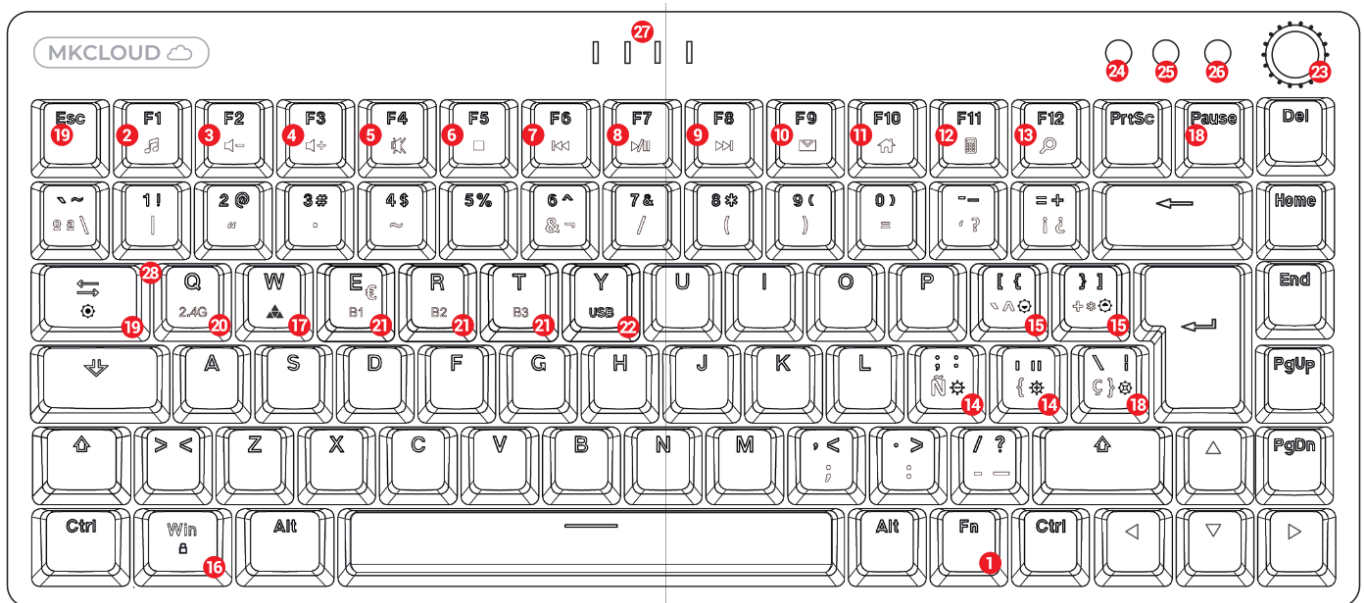


WWW.MARSGMING.EU

Contents

- 1 KEYS FUNCTION SCHEME
- 2 FN 0 FUNCTION DESCRIPTION
- 3 CONNECTION MODES
- 4 LED STATUS OVERVIEW
- 5 BATTERY
- 6 KNOB AND CONTROL BUTTONS
- 7 DOUBLE LAYOUT
- 8 TROUBLESHOOTING
- 9 DEVICE COMPATIBILITY
- 10 Documents / Resources
- 11 Related Posts

KEYS FUNCTION SCHEME



FN 0 FUNCTION DESCRIPTION

- 2 FN + F1 = MEDIA
- 3 FN + F2 = VOLUMEN -
- 4 FN + F3 = VOLUMEN +
- 5 FN + F4 = MUTE
- 6 FN + F5 = STOP
- 7 FN + F6 = PREVIOUS SONG
- 8 FN + F7 = PLAY/PAUSE
- 9 FN + F8 = NEXT SONG
- 10 FN + F9 = EMAIL
- 11 FN + F10 = HOME
- 12 FN + F11 = CALCULATOR
- 13 FN + F12 = SEARCH
- 14 FN + = BRIGHTNESS +/-
- 16 FN + = EFFECT SPEED +/-

- 16 FN + WIN = WIN
- 17 FN + = EXC
- 18 FN + = CHAN
- 19 FN + = CHAN
- 20 FN + 2.4G = WIF
- 21 FN + B1 /B2/B3 :
- 22 FN + USB = CAB
- 23 KNOB = BRIGHT
- 24 BUTTON 1 = MU
- 25 BUTTON 2 = SW
- 26 BUTTON 3 = FAC
- 27 LED INDICATOR
- 28 LED INDICATOR

CONNECTION MODES

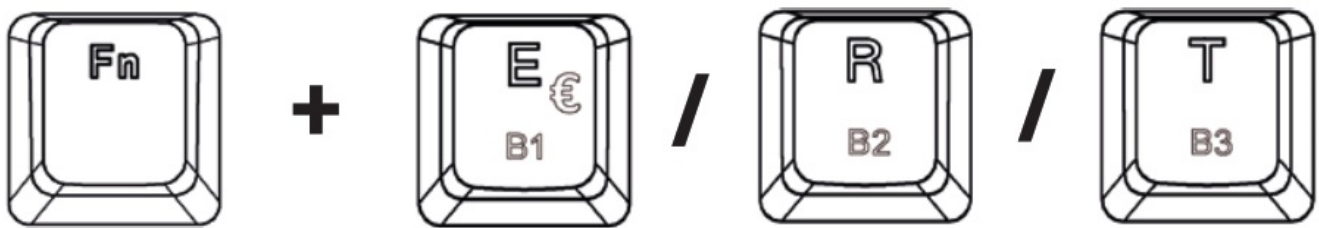
Wireless 2.4GHz

- Plug the USB dongle into the device
- Switch ON the keyboard and press FN + 2.4G to enter Wireless 2.4GHz mode
- The keyboard will connect automatically to the USB dongle



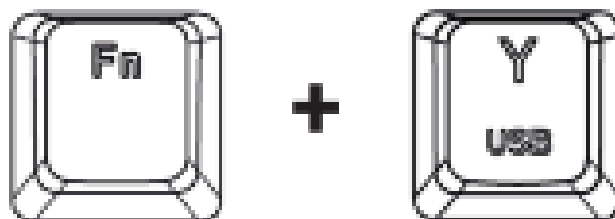
Bluetooth

- Switch ON the keyboard and select a Bluetooth profile FN + B1, B2, B3 (Supports pairing up to 3 devices simultaneously)
- Press for 5 seconds FN + B1, B2, or B3, and the LED indicator will start blinking fast to show that the keyboard is in pairing mode
- Enable Bluetooth on your device and search the keyboard in the Bluetooth list
- You can quickly toggle between different paired devices using B1, B2, and B3 profiles



USB cable mode


- Connect the USB to the keyboard
- Press FN + USB



Attention! The software only works in USB cable mode. The software changes made are saved into keyboard memory and can be used in USB, Bluetooth, and 2.4G modes.

LED STATUS OVERVIEW

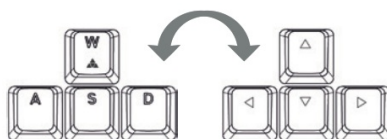
MCCLLOUD has a built-in status LED to indicate connection mode, pairing information, and battery charge.



LED COLOR	DESCRIPTION	LED STATUS		
		Blinking	Blinking Fast	Steady
White	2.4G wireless	Not paired	Pairing	Paired
Green	Bluetooth profile 1			
Blue	Bluetooth profile 2			
Yellow	Bluetooth profile 3			
Magenta	USB	—	—	—
Red	Low battery/charging	—	—	—

GAME MODE FUNCTIONS

Exchange A, W, S, and D to direction keys ↓ ↑ → ← FN + W



Disable the Windows key to avoid accidental keystrokes FN + WIN



Attention! FN + W and FN + WIN functions are saved into keyboard memory if you want to enable/disable them simply press the key combination again

BATTERY

Connect the keyboard using the included USB-C cable and fully charge your keyboard before using it for the first time. The LED indicator will light in red while charging and will change to another color when the battery is full. (If the mode connection is switched while charging, the red light will fade. Reconnect the cable to check if charging has finished)

You may continue using the keyboard while it's being charged

Playtime up to 200 hours with RGB OFF and 10-12 hours with RGB ON.

Standby mode: Keyboard will automatically enter battery saver mode and switch OFF the lighting if no key is pressed for 1 minute in Bluetooth and 2.4G connection modes. Battery life may vary depending on the connection mode, device, and brightness.

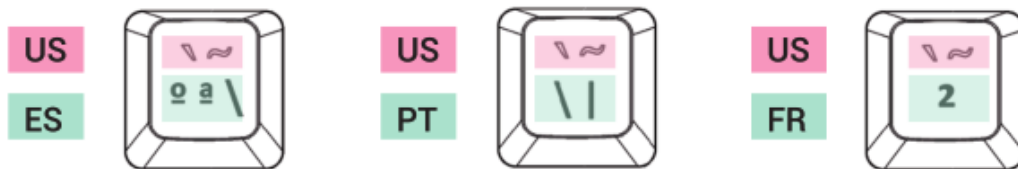
KNOB AND CONTROL BUTTONS



- 1 Mute/Unmute sound
- 2 Enable/disable lighting
- 3 Factory reset: Press for 5 seconds to restore default settings
- 4 Knob: Mkcloud is equipped with a multi-function control knob that allows you to adjust volume and brightness. Press the knob for 5 seconds to toggle between volume and lighting brightness control mode. The LED indicator will show which control mode is selected **5** volume **6** brightness.

DOUBLE LAYOUT

If your keyboard variant has double layout keycaps, they will show the US layout in the top part and ES/PT/FR layout in the bottom part of the keycap



The characters printed in the keycaps are a visual reference, and the associated characters of the keys are determined by the preferred input language selected in Windows.


TROUBLESHOOTING

If you are having any issues, switch ON/OFF the keyboard then follow the indications:

The keyboard doesn't switch ON

Charge the keyboard using the included USB-C cable.

Lighting not working

Increase brightness by pressing FN + 

The windows key not working

Make sure that the windows key haven't been disabled, press the FN + WIN key.

AWSD keys not working

Make sure that AWSD to direction keys exchange function hasn't been enabled, press FN+W.

Bluetooth not working

Restart the Bluetooth device | Go to Bluetooth devices and forget the keyboard | Press FN + B1, B2, or B3 for 5 seconds to enter pair mode | Connect the keyboard to the Bluetooth device.



2.4G wireless not working

Connect the USB wireless dongle to a different USB port Restart the computer Press FN + 2.4G for 5 seconds to enter pair mode and it will automatically connect.

FN Keys not working

Certain functions or multimedia keys might be disabled due to compatibility, brands, or devices.

DEVICE COMPATIBILITY

Device	 Wireless 2AGHz	 Bluetooth
PC & Laptop	✓	
MAC	✓	
PS4	✓	
PS5	✓	
SWITCH	✓	
XBOX ONE	✓	
XBOX SERIES X-S	✓	
SMARTPHONE	✓	
TABLET	✓	
SMART TV	✓	

Compatible using a USB-A to USB-C data adapter (not included)

Please, keep this sheet for future reference. Visit www.marsgaming.eu for more info about your product

From the Mars Gaming team:

we want to thank you for the purchase of this product!


We try to improve every day to offer the best service and the best quality on our peripherals. Thank you for your trust!

ARE YOU HAPPY WITH YOUR PURCHASE?

<h1>YES</h1>  	
Rate us in your marketplace and share your experience on your social media	Please contact our te



 @MarsGaming_


 mass gaming

 MarsGamingOfficial



 support@marsgaming.eu

Documents / Resources

	MARSGMING MKCLOUD Keyboard [pdf] User Guide MKCLOUD Keyboard, MKCLOUD, Keyboard
---	--

Manuals+.