



Contents [[hide](#)]

- [1 MARS GAMING MCA-GCBPRO GPU Support](#)
- [2 Specifications](#)
- [3 Installation](#)
- [4 Troubleshooting](#)
- [5 Documents / Resources](#)
 - [5.1 References](#)

MARS GAMING

MARS GAMING MCA-GCBPRO GPU Support



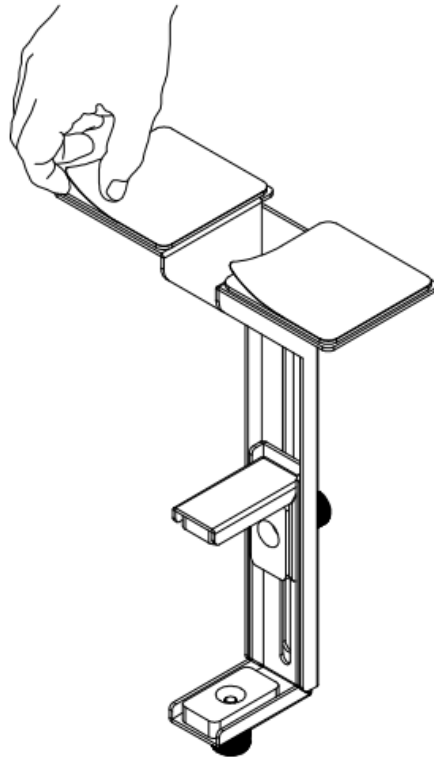
Specifications

- **Size:** 100x40x140mm / 114g
- **SPCC:** 1mm

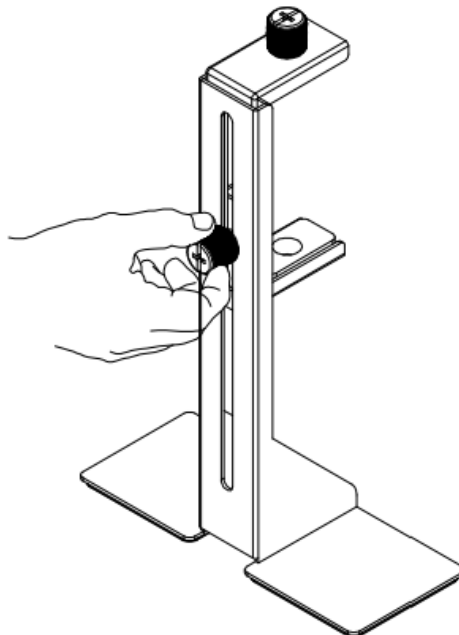
Installation

GPU in horizontal position

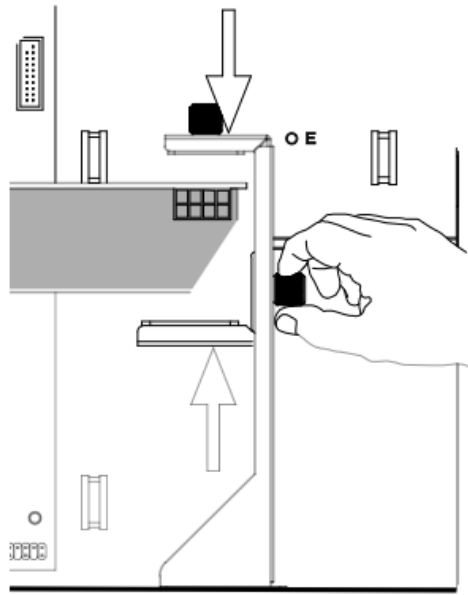
STEP 1



STEP 2

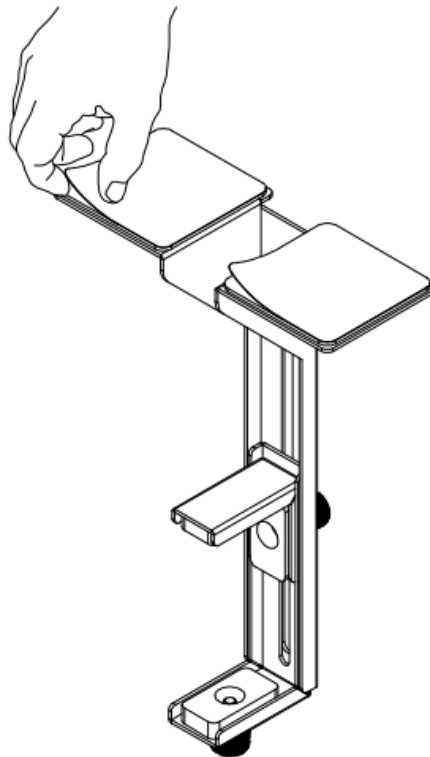


STEP 3

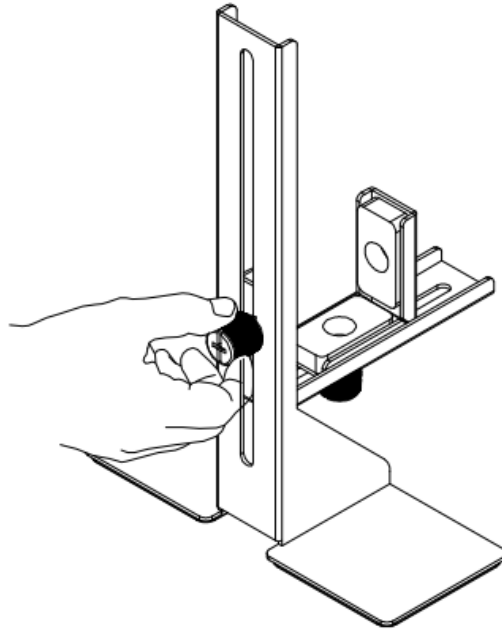


GPU in vertical position

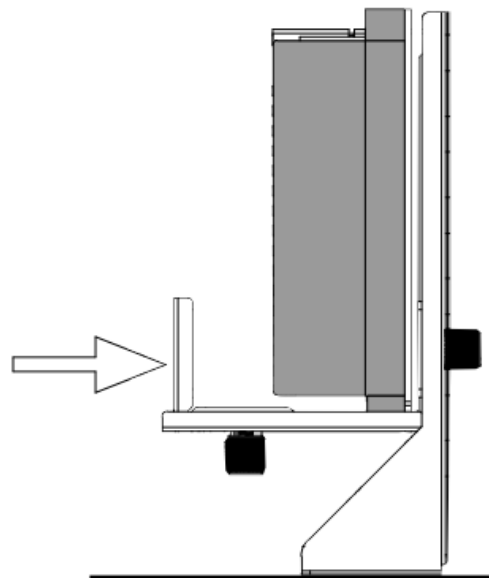
STEP 1



STEP 2



STEP 3



Safety Recommendations and Reminders

- Keep children away from the product.
- Unplug the computer's power cord before installation.
- Ensure that the bracket does not interfere with other components or cables inside the housing.
- Do not modify the bracket or use it for purposes other than those specified.
- Important Notice: If you notice any damage or irregularities in the product, please do not proceed with the installation and contact our customer service immediately.

Troubleshooting

Make sure that the graphics card bracket is properly adjusted, does not interfere with other components, the support feet are attached to the case and the fixing screw is tightened securely. Make sure that the graphics card is well supported and leveled.

Warranty

Your original purchase receipt will be required to make use of the warranty service. Keep it in a safe place. Device tampering, technical modifications of any kind, and damage due to external mechanical forces will void your warranty. To read the warranty terms and conditions, go to es.marsgaming.eu/es/terms.

Compliance


You can consult the European Union Declaration of Conformity for the product at www.marsgaming.eu/en/conformity. For more information, visit www.marsga-minq.eu.

MARSGAMING Biomag S. L.

EU office

- **Address:** Barratxi 39, Pab. 3 01013, Vitoria, SPAIN
- **Telephone:** +34945124598
- **Email:** attcliente@biomag.es
- **Website:** www.MARSGAMING.EU

Documents / Resources

	MARS GAMING MCA-GCBPRO GPU Support [pdf] Instruction Manual MCAGCBPRO, MCAGCBPROW, MCA-GCBPRO GPU Support, MCA-GC BPRO, GPU Support, Support
---	--

References

- [User Manual](#)

Leave a comment

Your email address will not be published. Required fields are marked *

Comment *

Name

Email

Website

☐ Save my name, email, and website in this browser for the next time I comment.

Post Comment

Search:

e.g. whirlpool wrf535swhz

Search

[Manuals+](#) | [Upload](#) | [Deep Search](#) | [Privacy Policy](#) | [@manuals.plus](#) | [YouTube](#)

This website is an independent publication and is neither affiliated with nor endorsed by any of the trademark owners. The "Bluetooth®" word mark and logos are registered trademarks owned by Bluetooth SIG, Inc. The "Wi-Fi®" word mark and logos are registered trademarks owned by the Wi-Fi Alliance. Any use of these marks on this website does not imply any affiliation with or endorsement.