



MARKSLOJD Amfi Table Light Instructions

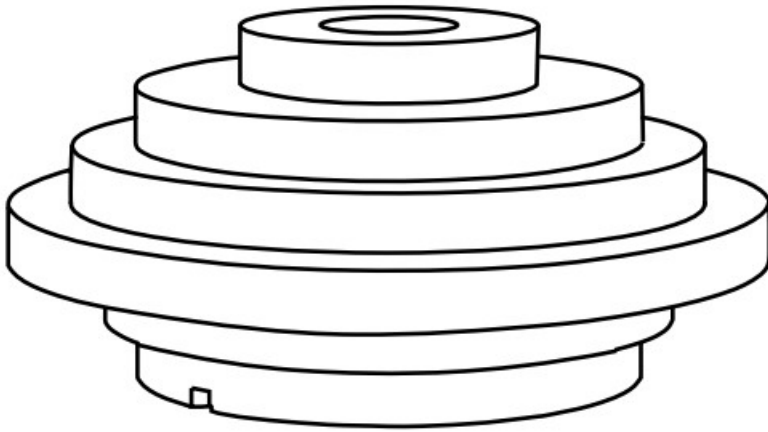
[Home](#) » [MARKSLOJD](#) » MARKSLOJD Amfi Table Light Instructions 

MARKSLOJD Amfi Table Light Instructions



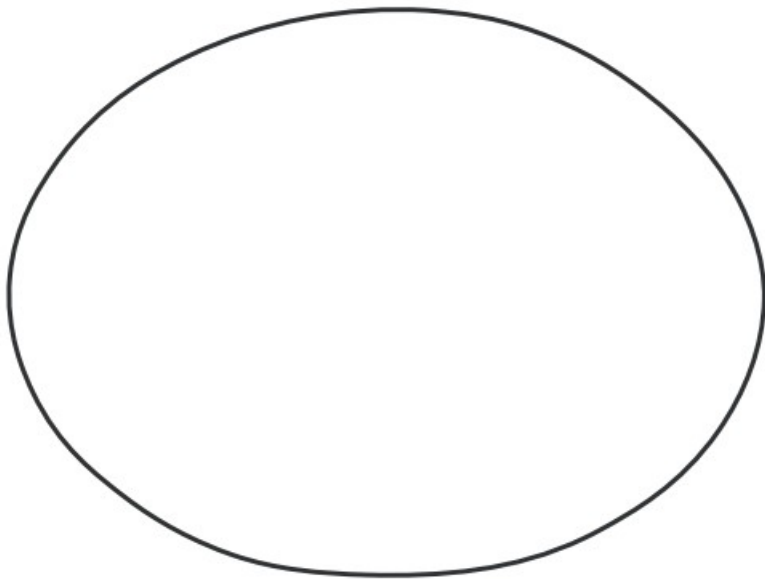
Contents

- A. Amfi base in Valchromat
- B. Glass shade (Spare part Art. No. 980586)
- C. Cord set



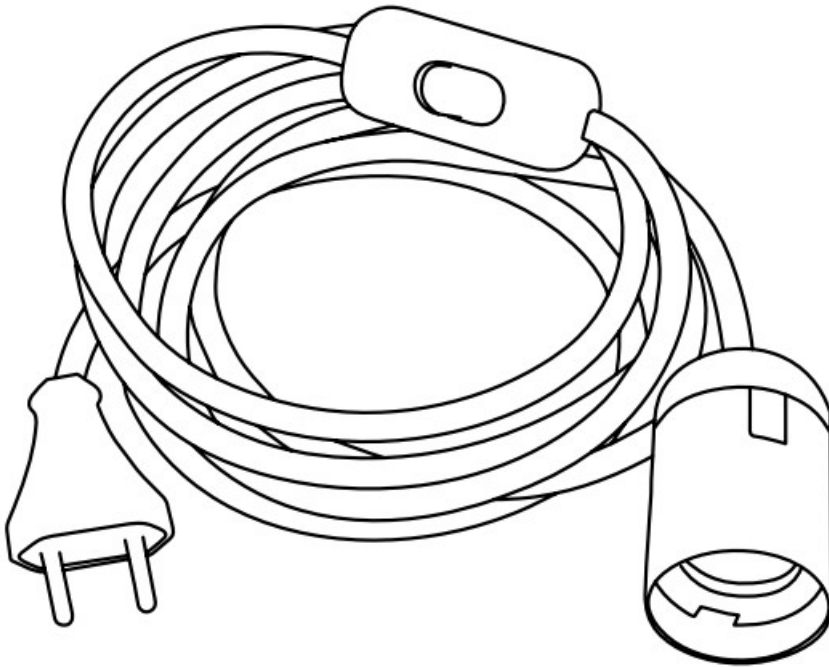
Not included with purchase

D. Light source E27 bulb, max 60W or 15W LED.




Safety precautions

- This product is only for indoor use.
- Do not make any changes to the lamp or the connecting cord
- Do not operate the lamp if it or its connecting cable show signs of damage.
- Before replacing the bulb, make sure that lamp is switched off. Bulbs and illuminants can become hot in operation. Allow them to cool before changing. Only use bulbs specified on the lamp



Cleaning instructions

Product may be cleaned only after it has been switched off and cooled down. Prevent moisture from getting to the lamp connections or power supplying elements.



Wipe the surface with a soft, damp sponge or cloth and wipe immediately with a dry cloth. We do not recommend cleaning agents as they can cause staining.

Do not wash glass shade in dishwasher.

After cleaning, the lamp should be left off until it dries completely

Contents

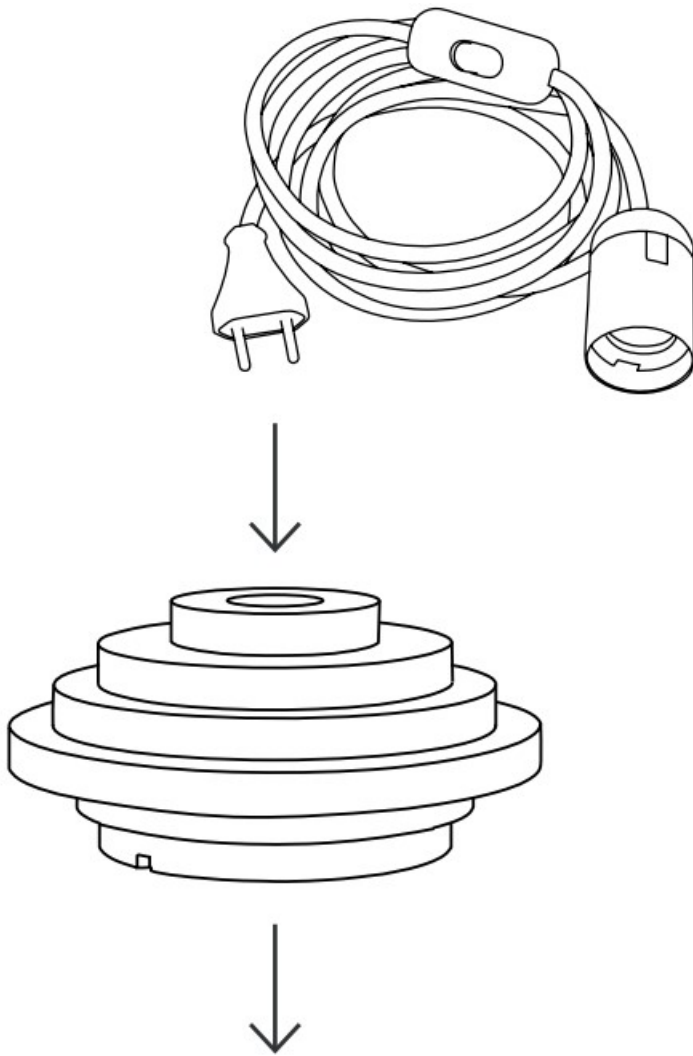
- [1 Instructions](#)
- [2 Documents / Resources](#)
- [3 Related Posts](#)

Instructions

Step 1

Place the cord set with the connection plug first through the hole of the lamp base.

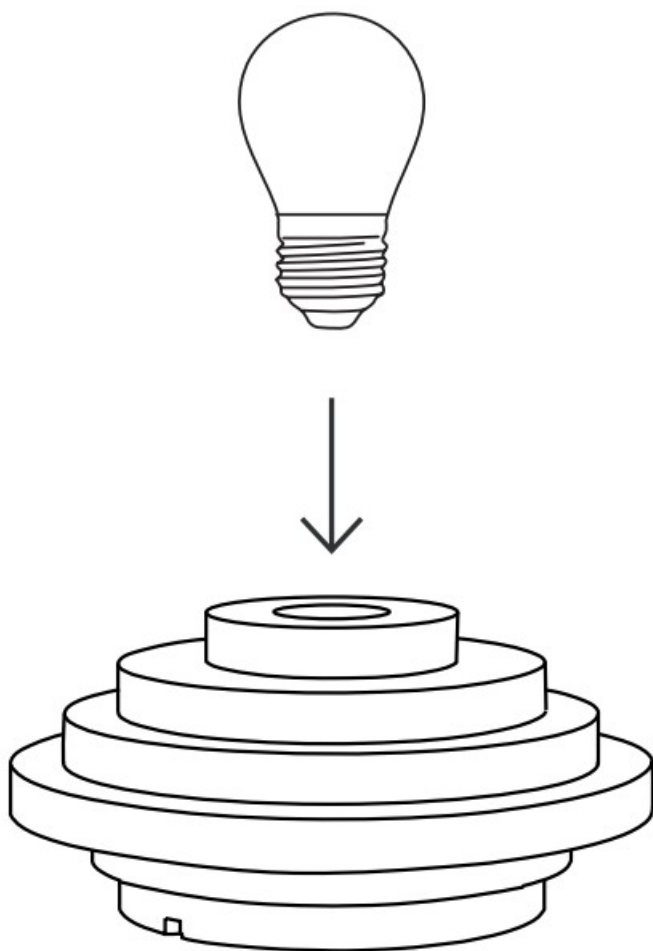
Pull the cable until the socket is placed correctly in the top of the lamp base. Place the cord in the slot on the bottom of the lamp base.



Step 2


Make sure you have the correct bulb.

Gently screw the bulb into the socket using a clockwise motion.



Step 3

Place the glass shade on top of the lamp base.





Thank you for purchasing Amfi table lamp, designed 2021 by Joakim Thedin for Markslöjd. This product is made entirely or substantially in Sweden. We hope you will enjoy using this product and follow these instructions to ensure correct installation and care.

If you have any questions or comments, please reach out to us by e-mail: info@markslojd.com



Documents / Resources

<div><div>Instructions</div><div>Amfi</div><div><small>Järn- och Trävarus AB, MARKSLOJD</small></div><div></div><div><small>Modell 10-8000-01</small></div></div>	<div>MARKSLOJD Amfi Table Light [pdf] Instructions</div> <div>Amfi, Amfi Table Light, Table Light, Light</div>
---	--