



maono K01 Professional Dynamic Microphone User Manual

[Home](#) » [maono](#) » maono K01 Professional Dynamic Microphone User Manual 

Contents

- [1 K01 Professional Dynamic Microphone](#)
- [2 Product Information:](#)
- [3 Product Usage Instructions](#)
- [4 Pointer for Proper Use of Microphone](#)
- [5 Plugging the Connector In/Out:](#)
- [6 Handling Precautions](#)
- [7 Warranty Conditions](#)
- [8 Operation Instruction and Handling precautions](#)
- [9 EU Declaration of Conformity](#)
- [10 Documents / Resources](#)
 - [10.1 References](#)
- [11 Related Posts](#)



K01 Professional Dynamic Microphone



Product Information:

The AU-K04 is a dynamic microphone with a unidirectional polar pattern. It has a typical frequency response of 50 Hz – 15 kHz and an impedance of unknown value. The microphone comes with a ball grille that is silver in color, a dark grey handle, and a cable that measures 6.0X5m. Proper use of the microphone requires keeping the optimum distance between the mouth and the microphone at 5 to 10 centimeters to avoid unclear sound or discomfort to ears with pop noise. The microphone features a groove key tab, and it is recommended to hold the microphone handle instead of the grille to avoid feedback (howling) pick-up pattern.

Product Usage Instructions

Before using the AU-K04 microphone, read the user manual carefully to get the best experience and avoid unnecessary damage.

If you have any questions or comments about the device, please contact the customer line provided in the manual.

Pointer for Proper Use of Microphone

The optimum distance between the microphone and mouth is from 5 to 10 centimeters. When the microphone is too close to the mouth, it can cause unclear sound with too much enhanced bass (proximity effect) or discomfort to ears with pop noise generated every time the singer breathes in and out.

Plugging the Connector In/Out:

To plug in, align the hollow part of the output connector on the microphone body with the projected part of the connector on the cord and push in until a CLICK sound is heard. To plug out, while holding the tab on the cord connector depressed, pull it out of the connector microphone.

Handling Precautions

Hold the microphone handle instead of the grille to avoid feedback (howling) pick-up pattern.

Warranty Conditions

The product comes with warranty conditions, which are provided in the user manual. Please read the manual carefully to understand the warranty conditions.

The product user guide contains product features, how to use, and the operating procedure. Read the user manual carefully to get the best experience and avoid unnecessary damage. Keep this manual for future reference. If you have any questions or comments about the device, please contact the customer line.

Website: www.alza.co.uk/kontakt

Tel: +44 (0)203 514 4411

Alza.cz a.s., Jankovcova 1522/53, Holešovice, 170 00 Praha 7, www.alza.cz

Operation Instruction and Handling precautions

If the microphone head is covered by hand or the microphone is approached to the speaker, a howling sound may be generated, this phenomenon of howling is caused by the microphone pick up the sound output from the speaker. To prevent this, first decrease the volume, then place the microphone so that it is not pointed to the speaker and that there is a sufficient distance between the microphone and speaker.

The microphone is a sensitive equipment, do not drop, hit it or apply shock to it;

Do not store the microphone in a place with high temperature or humidity.

Pointer for Proper Use of Microphone

The optimum distance between the microphone and mouth is from 5 to 10 centimeters' the microphone is too close to the mouth, the sound may be unclear with too-much enhanced bass (proximity effect) or may be uncomfortable to ears with pop noise generated every time the singer breathes in and out.

Plugging the Connector In/Out


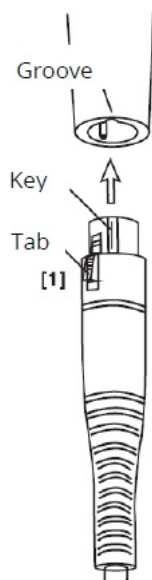
- **To plug in:**

Align the hollow part of the output connector on the microphone body with the projected part of the connector on the cord, and push in until a CLICK sound is heard.

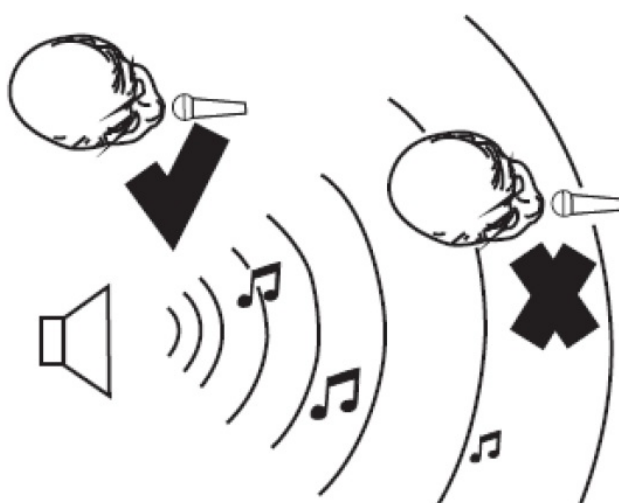
- **To plug out:**

while holding the tab on the cord connector depressed, pull it out of the connector microphone. Done.

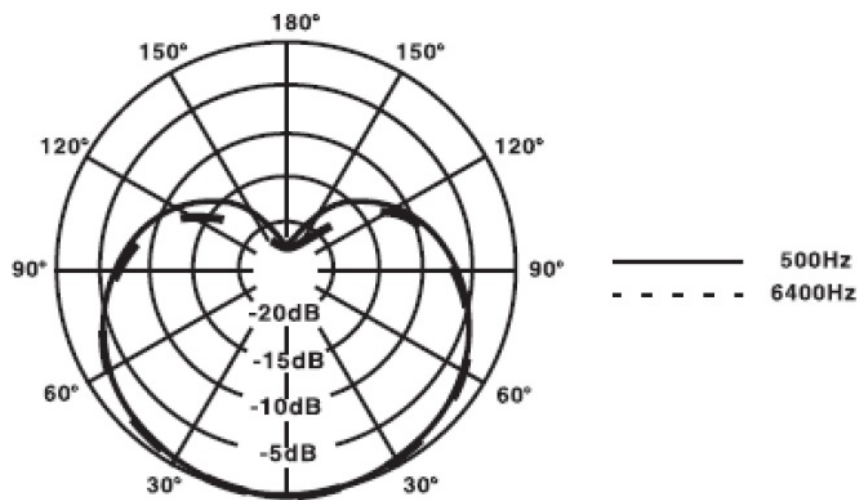
Dynamic Microphone



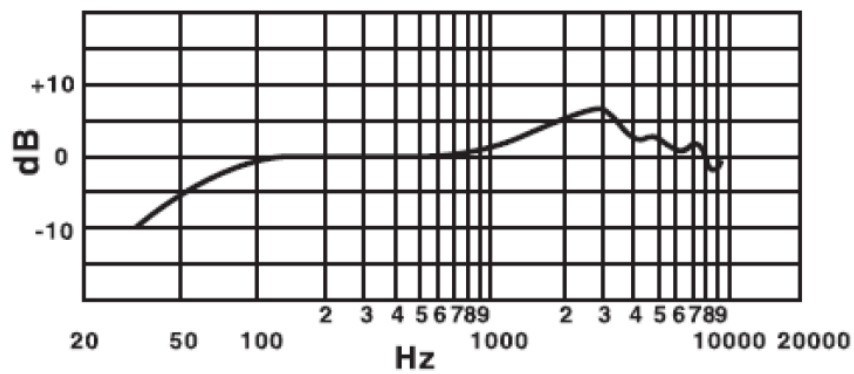
Hold Microphone Handle, Not Grille



Avoid Feedback (Howling)



Pick-up Pattern



Typical Frequency Response



Cartridge	Polar pattern	Frequency Response	Sensitivity	Impedance	Ball Grille	Handle	Cable
Dynamic	Uni-direction	50 Hz – 15 kHz	-71±3 dB	600 Ω ± 30%	Silver	Dark Grey	Φ 6.0X5m

Warranty Conditions

A new product purchased in the Alza.cz sales network is guaranteed for 2 years. If you need repair or other services during the warranty period, contact the product seller directly, you must provide the original proof of purchase with the date of purchase.

The following are considered to be a conflict with the warranty conditions, for which the claimed claim may not be recognized:

- Using the product for any purpose other than that for which the product is intended or failing to follow the instructions for maintenance, operation and service of the product.
- Damage to the product by a natural disaster, the intervention of an unauthorized person or mechanically through the fault of the buyer (e.g. during transport, cleaning by inappropriate means, etc.).
- Natural wear and aging of consumables or components during use (such as batteries, etc.).
- Exposure to adverse external influences, such as sunlight and other radiation or electromagnetic fields, fluid intrusion, object intrusion, mains overvoltage, electrostatic discharge voltage (including lightning), faulty supply or input voltage and inappropriate polarity of this voltage, chemical processes such as used power supplies, etc.
- If anyone has made modifications, modifications, alterations to the design or adaptation to change or extend the functions of the product compared to the purchased design or use of non-original components.

EU Declaration of Conformity

Identification data of the manufacturer's / importer's authorized representative: Importer: Alza.cz a.s.
Registered office: Jankovcova 1522/53, Holešovice, 170 00 Prague 7
IČO: 27082440

Subject of the declaration:

Title: Professional Dynamic Microphone

Model / Type: K01_K04

The above product has been tested in accordance with the standard(s) used to demonstrate compliance with the essential requirements laid down in the Directive(s):

Directive No. (EU) 2014/30/EU


Directive No. (EU) 2011/65/EU as amended 2015/863/EU

WEEE






This product must not be disposed of as normal household waste in accordance with the EU Directive on Waste Electrical and Electronic Equipment (WEEE – 2012/19 / EU). Instead, it shall be returned to the place of purchase or handed over to a public collection point for the recyclable waste. By ensuring this product is disposed of correctly, you will help prevent potential negative consequences for the environment and human health, which could otherwise be caused by inappropriate waste handling of this product. Contact your local authority or the nearest collection point for further details. Improper disposal of this type of waste may result in fines in

accordance with national regulations.

Documents / Resources

 <p>AU-K04</p> <p><small>Unter Marken-Übersicht ansehen - Werbung ansehen - Produkte ansehen - Kontaktieren</small></p>	<p>maono K01 Professional Dynamic Microphone [pdf] User Manual</p> <p>K01 Professional Dynamic Microphone, K01, Professional Dynamic Microphone, Dynamic Microphone, Microphone</p>
--	---

References

-  [alza.at](#)
-  [alza.co.uk](#)
-  [alza.de](#)
-  [alza.hu](#)
-  [alza.sk](#)