



maono DM30 Programmable USB Condenser Microphone User Manual

[Home](#) » [maono](#) » maono DM30 Programmable USB Condenser Microphone User Manual 

Contents

- [1 maono DM30 Programmable USB Condenser Microphone](#)
- [2 Product Description](#)
- [3 Specifications](#)
- [4 Introduction](#)
- [5 Documents / Resources](#)
- [6 Related Posts](#)



maono DM30 Programmable USB Condenser Microphone



Product Description

Compact but powerful. DM30 is the next-gen Digital Microphone from Maono. DM30 has a unique single-arm design and utilizes a condenser capsule that captures every nuance from vocals and musical instruments. It features a unique 3-in-1 digital knob that controls the mute switch, microphone gain, and headphones volume, with a simple and intuitive user experience. Advanced audio processing features are available through the PC/Mac Maono Link software to offer users more versatility. Gamers and other users would also appreciate the RGB light on the bottom of the microphone, which can be controlled by a hardware button and programmed by Maono Link software.

Features

- Cardioid polar pattern
- High-sensitivity audio recording
- Mic gain control
- Real-time monitoring
- Headphone volume control
- Companion software
- All-metal body

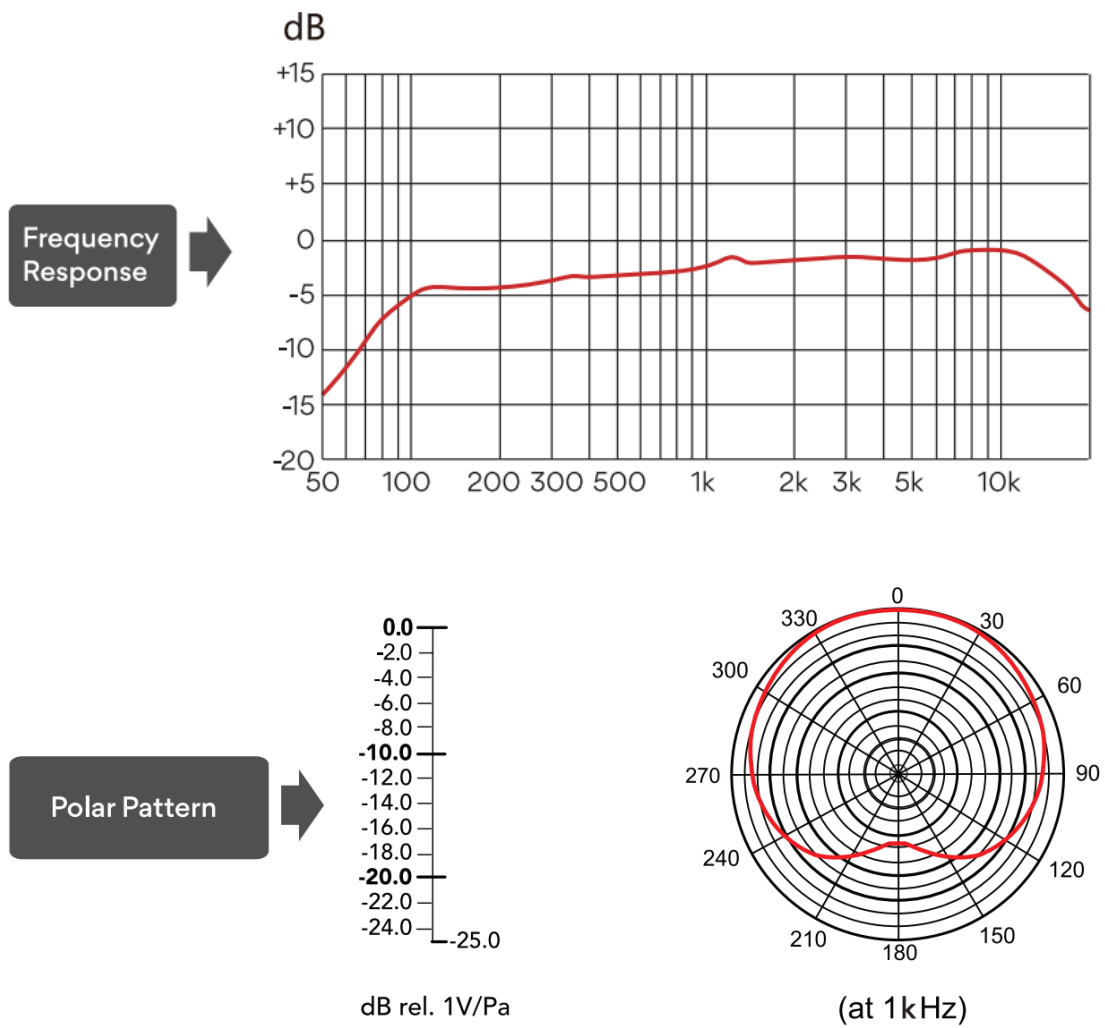
Specifications

Pickup device type	Condenser
Polar Pattern	Cardioid
Sensitivity	-4dBFS (1V/Pa at 1kHz)
Frequency Response	20Hz - 20kHz
USB Specifications	USB 2.0

Items in package

- USB Microphone x1

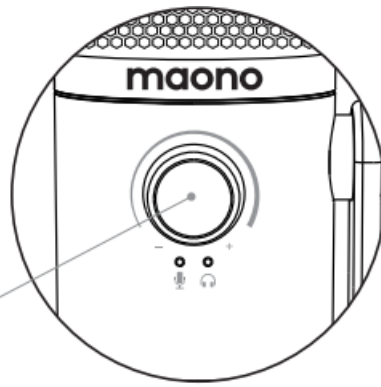
- Desktop stand x1
- USB-A to USB-C Cable x1
- User Manual x1



Introduction

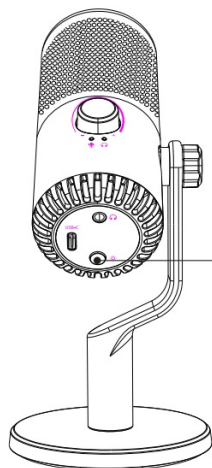


3-in-1 Knob Control



Control	Operation	Description	LED Indicator
	Short Press	→ Mute	→
		→ Unmute	→
	Rotate	Increase Mic Gain	0% ×2
	Rotate	Decrease Mic Gain	50% ×1
			100% ×2
	Long Press	↔ Mode Switch	↔
	Rotate	Increase Headphone Volume	0% ×2
	Rotate	Decrease Headphone Volume	50% ×1
			100% ×2

Notice: Please use external power adapter when connecting microphones to iOS devices.

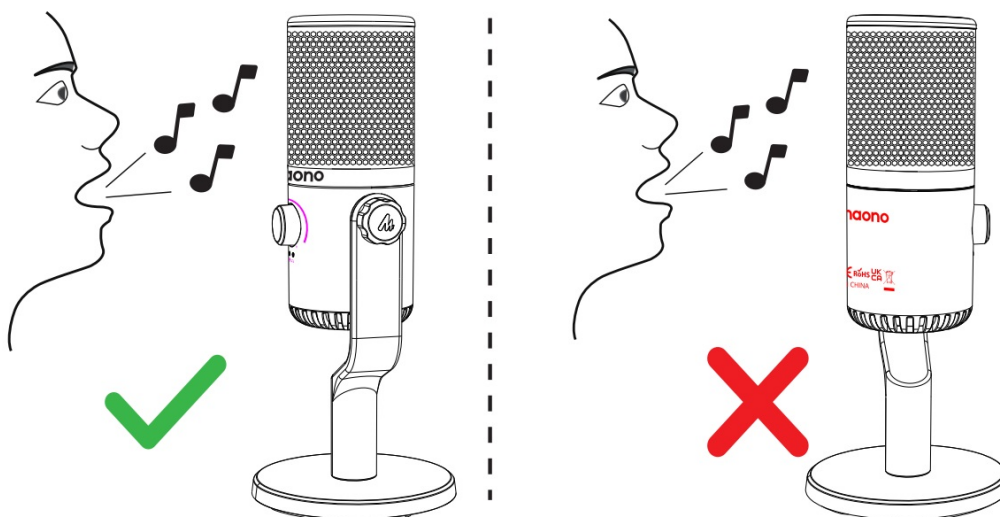


Short press the button to switch the RGB lights from static mode (red, orange, yellow, green, cyan, blue and purple), dynamic mode, and off.

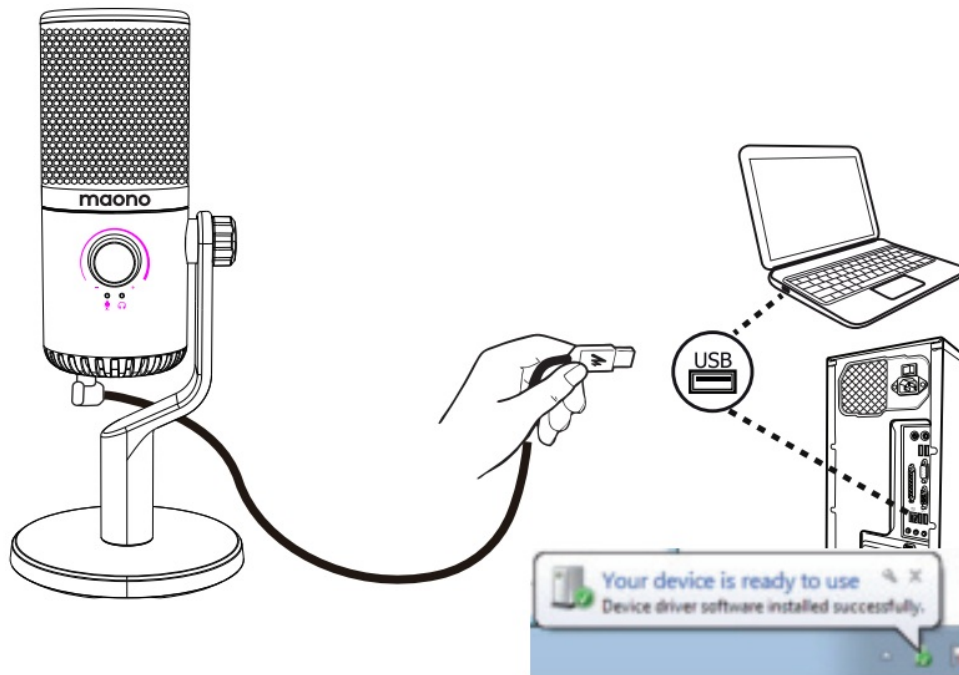




Microphone placement

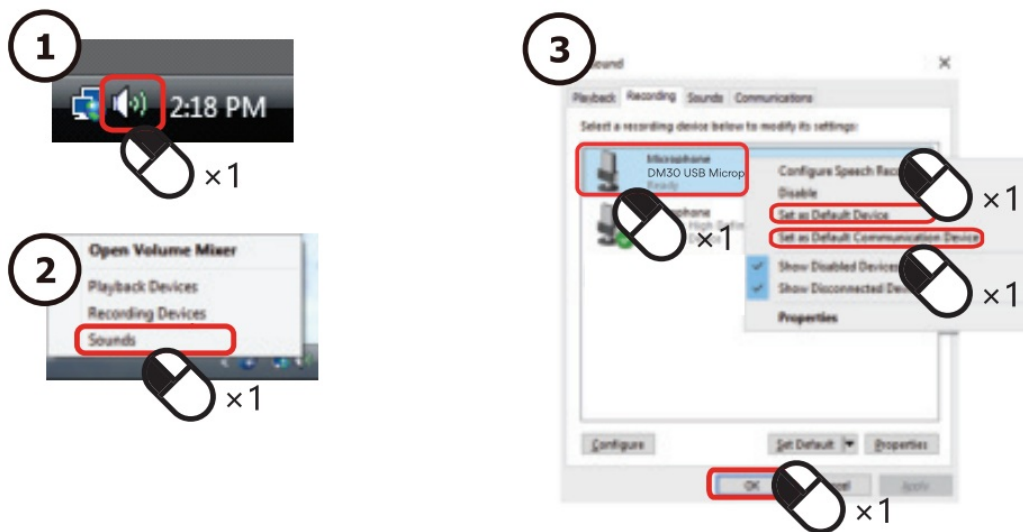


Connect to the Computer

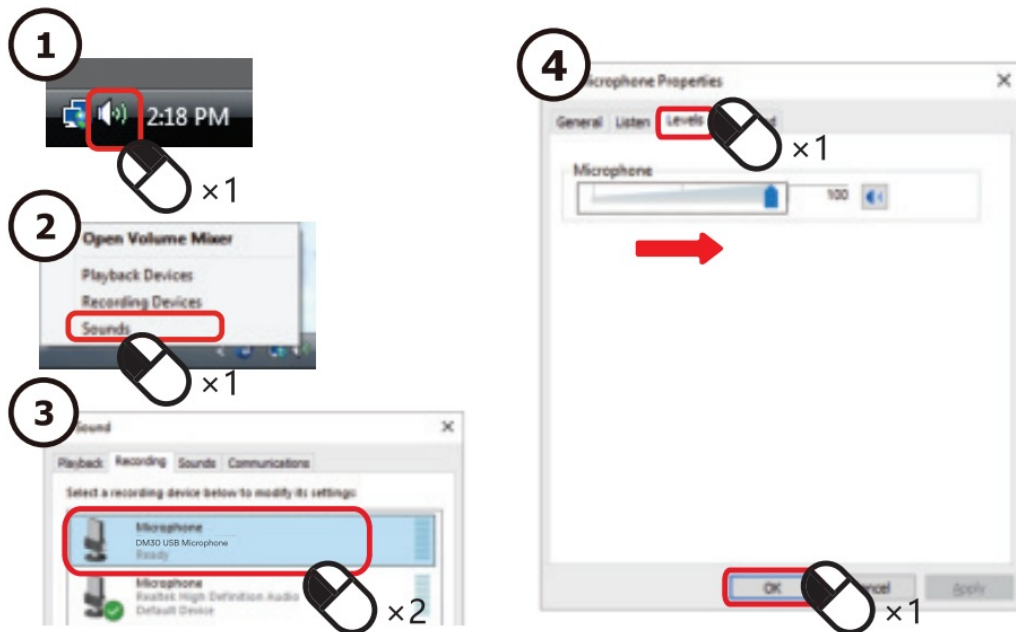


Computer Setup Guide

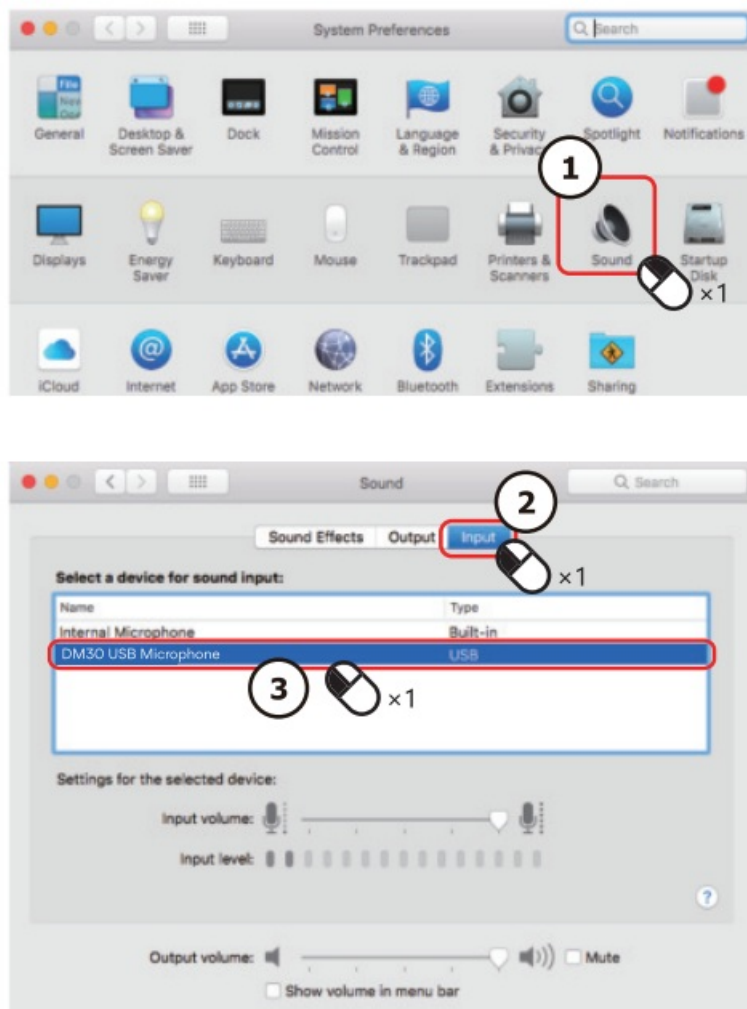
Windows 10, 8, 7



Microphone level setting



macOS Setup Guide



Maono Link Guide

Maono Link is available for both Windows 7 or later and macOS 10.11.4 or later.

To download the software, please go to <https://www.maono.com>

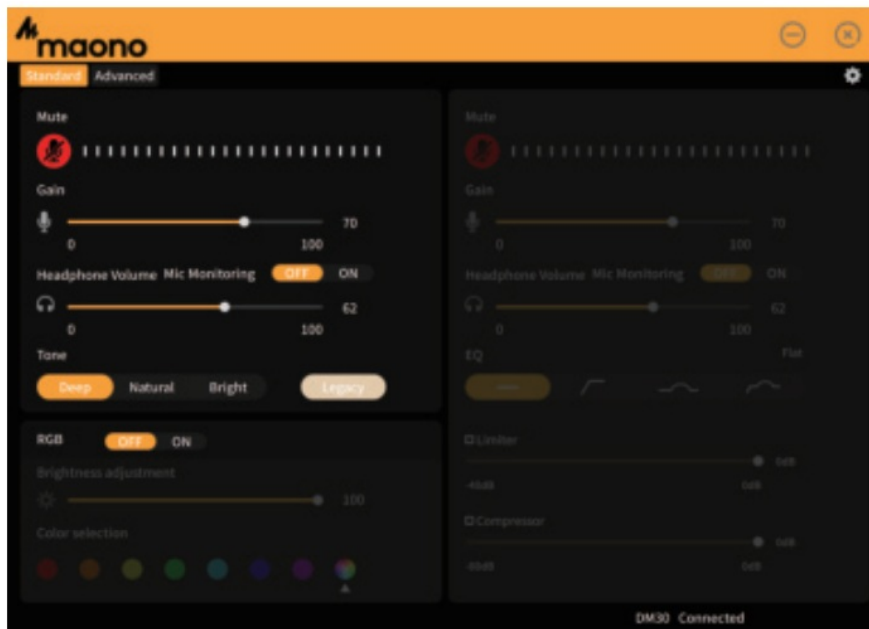
Settings are synced in real time between hardware and software.



Scan QR code to download Maono Link

Standard

Offers a set of simple and intuitive audio settings, sound effects, and RGB customization.

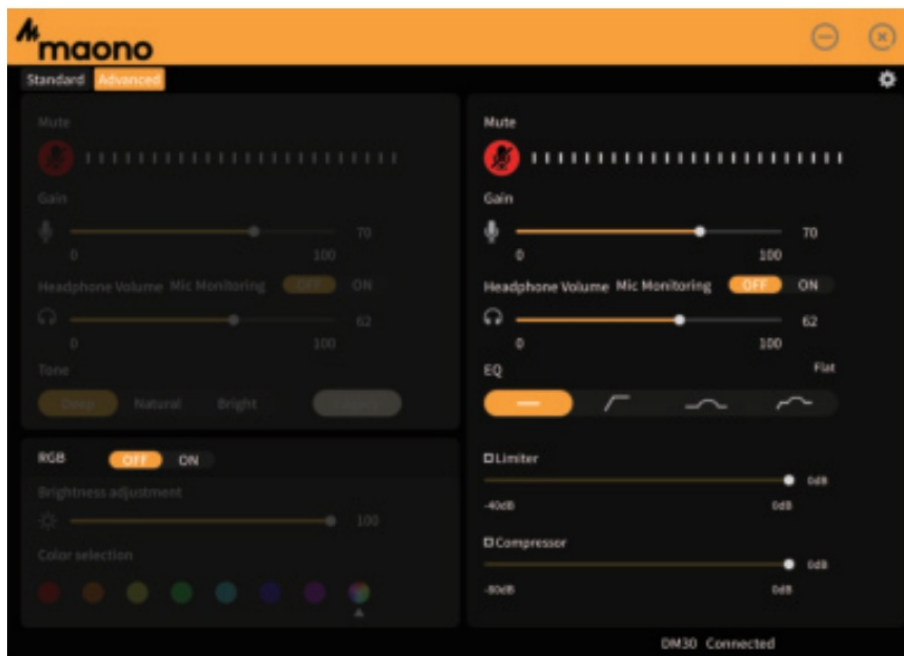


Advanced

Offers more advanced audio settings. You can use a combination of EQ, limiter, and compressor to customize your voice.

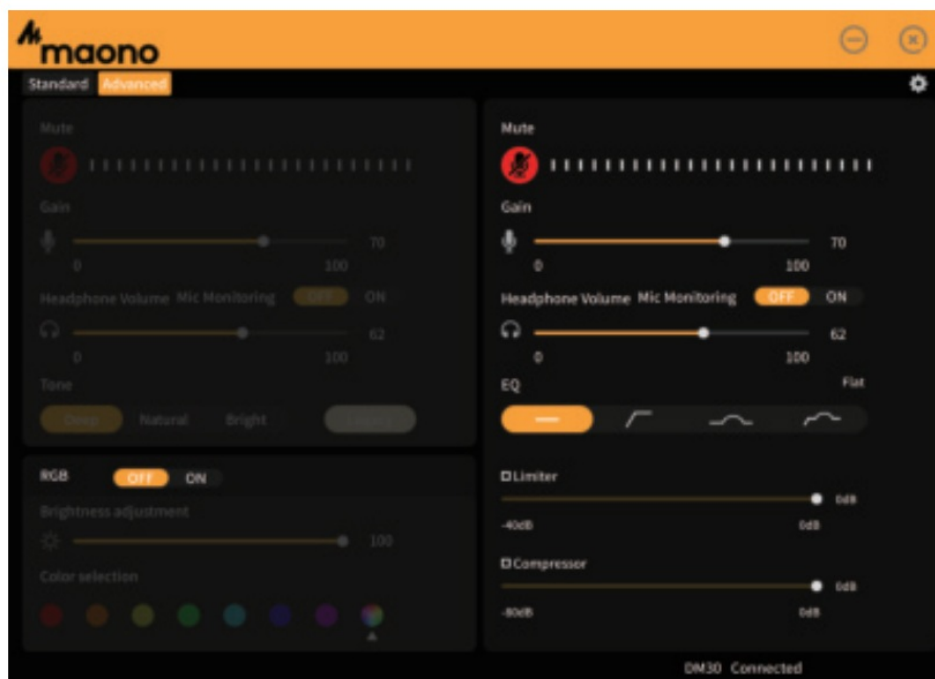
RB Light setting is still available under Pro Mode.

You can go to the setting menu from the top right corner to check software and firmware updates.



RGB Light Setting

Turning on the RGB light function to adjust brightness and customize light.
Turning off the RGB light function will disable the settings.



Technical support: support@maono.com www.maono.com

EC REP


Company: Qing UG (haftungsbeschränkt)
Address: Undinestr. 7, 12203 Berlin Germany
Tell: 004917662179550
E-mail: pmdheinrich@gmail.com

UKT REP

Company: CET PRODUCT SERVICE LTD.
Address: Chase Business Centre, 39-41 Chase Side, London N14 5BP United Kingdom

Email: info.cetservice@gmail.com
TEL: +447419325266

Documents / Resources

	<p>maono DM30 Programmable USB Condenser Microphone [pdf] User Manual DM30 Programmable USB Condenser Microphone, DM30, Programmable USB Condenser Microphone, USB Condenser Microphone, Condenser Microphone, Microphone</p>
---	---

[Manuals+](#)