

How to change the LAN IP of the extender

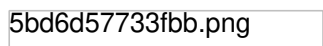
Contents

- [1 How to change the LAN IP of the extender?](#)
- [2 DOWNLOAD](#)
- [3 Related Posts](#)


How to change the LAN IP of the extender?

It is suitable for **EX150, EX300**

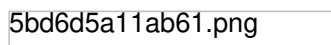
1-1. Please login the extender's web-setting interface. (Default IP address: 192.168.1.254, User name: admin, Password: admin)



1-2. Click Advanced Setup->System->LAN/DHCP Server



1-3. Change the LAN IP accordingly.



DOWNLOAD

How to change the LAN IP of the extender – [[Download PDF](#)]
