



Mandis TM86 Replacement Remote Control Instructions

[Home](#) » [Mandis](#) » Mandis TM86 Replacement Remote Control Instructions 

Contents

- [1 Mandis TM86 Replacement Remote Control Instructions](#)
- [2 Product Information](#)
 - [2.1 Specifications](#)
- [3 Product Usage Instructions](#)
- [4 Button Function](#)
- [5 Frequently Asked Questions](#)
- [6 Documents / Resources](#)
 - [6.1 References](#)
- [7 Related Posts](#)

Mandis

Mandis TM86 Replacement Remote Control Instructions



Product Information

Specifications

- **Product Name:** Samsung TM86 BN59-00507A Replacement Remote Control
- **Compatibility:** Original and Replacement
- **Color:** Black
- **Dimensions:** Not specified
- **Weight:** Not specified
- **Model Number:** BN59-00507A

Product Usage Instructions

Power Controls

- **Power:** Turns the device on or off.

PC Controls

- **Fav / Marker / PC:** Controls favorite channels or markers on the PC.

Source Controls

- **AV / Input / RDS:** Switches between audio/video sources or selects RDS mode.


































Volume Controls

- **Vol+:** Increases the volume.
- **Vol-:** Decreases the volume.

Channel Controls

- **P+:** Increases the channel number.
- **P-:** Decreases the channel number.
- **CH+ / Page+:** Scrolls to the next page or channel.
- **CH- / Page-:** Scrolls to the previous page or channel.
- **PRE-CH:** Goes back to the previous channel.

Button Function

Original	Replacement
 Power	 Power
 Source	 AV / Input / RDS
 1	 1
 2	 2
 3	 3
 4	 4
 5	 5
 6	 6
 7	 7
 8	 8
 9	 9
 -/--	 Guide / EPG / -/--
 0	 0
 PRE-CH	 Back / Return
 TV	 Display / Media
 CH.MGR	 Smart / List
 Sleep	 Sleep / Timer

Original	Replacement
 PC	 Fav / Marker / PC
 Vol+	 Vol+
 P+	 CH+ / Page+
 Mute	 Mute / Dimmer
 Vol-	 Vol-
 P-	 CH- / Page-
 Menu	 Menu / Home
 Exit	 Exit / Cancel / Clear
 Up	 Up
 Left	 Left
 Enter	 OK
 Right	 Right
 Down	 Down
 [=+]/PIP	 Play / Slow
 [=?]/Info	 Info / Angle
 TTX/MIX	 Text / Goto
 Red / P.Mode	 Red / Netflix / Search

	Red / P.Mode		Picture / Format
	Green / S.Mode		Green / APP / Repeat
	Green / S.Mode		Sound / Title
	Yellow / Still		Yellow / YouTube / Repeat
	Yellow / Still		Pause / Step / Freeze
	Blue / P.Size		Blue / Prime Video / Random
	[≡◆] / PIP Source		Stop / Hold
	[≡◇] / PIP Swap		>> / Tune+
	Size		Zoom / Size
	PIP P+		>>I / Preset+
	I-II/Dual		Audio / Lang I/II
	(o)/SRS		Eject / Surround
	PIP Position		<< / Tune-
	PIP P-		I<< / Preset-

Menu and Navigation Controls

- **Menu / Home:** Opens the menu or goes back to the home screen.
- **Exit / Cancel / Clear:** Exits the current menu or cancels an action.
- **Enter / OK:** Confirms a selection or enters a menu.
- **Up / Down / Left / Right:** Navigates through menus or adjusts settings.

Media Controls

- **Play / Slow:** Starts playback or slows down the playback speed.
- **Pause / Step / Freeze:** Pauses playback or steps through frames.
- **Stop / Hold:** Stops playback or holds the current frame.
- **[+]/PIP:** Activates Picture-in-Picture mode or selects a PIP source.
- **[?]/Info:** Displays information about the current content or selects an angle.
- **[<<]/Tune+:** Skips to the previous track or tunes to the next station.
- **[>>]/Preset+:** Skips to the next track or selects a preset.
- **Eject / Surround:** Ejects a disc or activates surround sound.

Frequently Asked Questions

Q: What is the model number of this remote control?

A: The model number of this remote control is BN59-00507A.

<https://all-remote-controls.co.uk/en/Samsung/1039496-3490-replacement-remote-control-for-Samsung-TM86-BN59-00507A.html>

Documents / Resources



[Mandis TM86 Replacement Remote Control](#) [pdf] Instructions

TM86 Replacement Remote Control, TM86, Replacement Remote Control, Remote Control

References

- [User Manual](#)