



Mandis SB MEDIA PLAYER 1G Remote Control Instructions

[Home](#) » [Mandis](#) » Mandis SB MEDIA PLAYER 1G Remote Control Instructions 

Contents

- [1 Mandis SB MEDIA PLAYER 1G Remote Control](#)
- [2 Product Information](#)
- [3 Product Usage Instructions](#)
- [4 KEY FUNCTIONS](#)
- [5 Documents / Resources](#)
 - [5.1 References](#)
- [6 Related Posts](#)



Mandis SB MEDIA PLAYER 1G Remote Control



Product Information

• Specifications:

- **Product Name:** Oki SB MEDIA PLAYER 1G
- **Power:** Rechargeable battery
- **Memory:** 1GB
- **Controls:** Power, EQ, Mute, Album Up, Album Down, Playlist Up, Playlist Down, Vol +, Vol -, Ch +, Ch -, Pre Ch, Guide, Smart Media Options, Info, Menu, Exit, Up, Right, Down, Left, Ok, Format, 3D
- **Color Buttons:** Yellow, Blue, Red
- **Playback Buttons:** Rec, Play/Pause, Stop
- **Link to Replacement Remote Control:** [Replacement Remote Control](#)

Product Usage Instructions

• Power On/Off:

- To power on the Oki SB MEDIA PLAYER 1G, press the Power button located on the remote control. To power off the device, press and hold the Power button until the device shuts down.

• Volume Control:

- To adjust the volume level, use the Vol + and Vol – buttons on the remote control. Press the Vol + button to increase the volume and the Vol – button to decrease the volume.

- **Channel Control:**

- To change channels, use the Ch + and Ch – buttons on the remote control. Press the Ch + button to move to the next channel and the Ch – button to move to the previous channel.

- **Playback Control:**

- Use the Rec button to initiate recording. Press the Play/Pause button to start or pause playback of media files. To stop playback, press the Stop button.

- **Navigation:**

- Use the Up, Right, Down, and Left buttons on the remote control to navigate through menus and options. Press the Ok button to select an option or confirm a selection.

- **Other Functions:**








- The remote control also includes additional functions such as EQ adjustment, Mute, Album navigation, Playlist navigation, Pre Ch, Guide, Smart Media Options, Info, Menu, Exit, Format, and 3D settings. Please consult the user manual for detailed instructions on using these functions.

- **Frequently Asked Questions (FAQ):**

- **Q:** How do I replace the remote control for Oki SB MEDIA PLAYER 1G?
- **A:** To replace the remote control, you can purchase a compatible replacement remote control from the following link: [Replacement Remote Control](#). Follow the instructions provided with the replacement remote control for pairing it with your device.

KEY FUNCTIONS



Original		Rechange	
	Power		Power
	EQ		Dual
	Mute		Mute
	Album Up		Vol +
	Album Down		Vol -
	Playlist Up		Ch +
	Playlist Down		Ch -
	1		1
	2		2
	3		3
	4		4
	5		5
	6		6
	7		7
	8		8
	9		9
	0		0




Original		Rechange	
	Star		Pre Ch
	Guía		Guide
	Buscar		Smart
	Media		Media
	Grab		Options
	Info		Info
	Menu		Menu
	Salir		Exit
	Up		Up
	Right		Right
	Down		Down
	Left		Left
	OK		Ok
	Bass		Format
	Treb		3D
	Red / Rec		Red
	Green		Green

Original		Rechange		Original		Rechange	
	Yellow		Yellow				
	Blue		Blue				
	Red / Rec		Rec				
	<<		<<				
	>>		>>				
	Play / Pause		Play				
	Play / Pause		Pause				
	Stop		Stop				
	>		>>				
	<		<<				
	>		Shift + Pause				
	Ir A		Back				
	Widgets TV		Text				
	Top TV		AV				

<https://tout-telecommandes.fr/fr/Oki/1058698-24702-telecommande-de-remplacement-pour-Oki-SB-MEDIA-PLAYER-1G-SOUNDBAR-1GB.html>.



Documents / Resources

	Mandis SB MEDIA PLAYER 1G Remote Control [pdf] Instructions SB MEDIA PLAYER 1G Remote Control, SB MEDIA PLAYER 1G, Remote Control, Control
	Mandis SB MEDIA PLAYER 1G Remote Control [pdf] Instructions SB MEDIA PLAYER 1G Remote Control, SB MEDIA PLAYER 1G, Remote Control, Control
	Mandis SB MEDIA PLAYER 1G Remote Control [pdf] Instructions SB MEDIA PLAYER 1G Remote Control, SB MEDIA PLAYER 1G, Remote Control, Control

References

- [!\[\]\(2dc8cdc0c918df88cde61039ecf68682_img.jpg\) Replacement remote control for OKI SB MEDIA PLAYER 1G \(SOUNDBAR 1GB\)](#)
- [!\[\]\(793119bf0d613bd9b598fb8668922511_img.jpg\) Télécommande qui remplace OKI SB MEDIA PLAYER 1G \(SOUNDBAR 1GB\)](#)
- [User Manual](#)