

Mandis RC-3000-E-02-04 Replacement Remote Control Instructions



Mandis RC-3000-E-02-04 Replacement Remote Control Instructions

[Home](#) » [Mandis](#) » Mandis RC-3000-E-02-04 Replacement Remote Control Instructions 

Contents

- [1 Mandis RC-3000-E-02-04 Replacement Remote Control Instructions](#)
- [2 Product Information](#)
- [3 Product Usage Instructions](#)
- [4 OVERVIEW](#)
- [5 REPLACEMENT PARTS](#)
- [6 REMOTE FUNCTIONS](#)
- [7 Documents / Resources](#)
 - [7.1 References](#)
- [8 Related Posts](#)



Mandis RC-3000-E-02-04 Replacement Remote Control Instructions



Product Information

Specifications:

- Model: RC3000E02
- Power Source: Original
- Replacement: Power AV / Input / RDS
- Buttons: Power, AV / Input / RDS, Guide, Return, Eco, Menu, Exit, OK, Up, Down, PR+, Right/Zoom+, Left/Zoom, PRInfo, Mute, Vol+, VolText, Subtitle, List, Red, TV
- Setup Buttons: Setup / OPT / TOooKIs, Up, Down, CH+ / Page+, Right, Left, CH- / PageInfo / Angle, Mute / Dimmer, Vol+, VolText / Goto Subtitle / EQ Smart / List, Red / Netflix / Search, Display / Media
- Color Buttons: Green, Yellow, O)Lang, Blue

- Replacement Color Buttons: Green / APP / Repeat, Yellow / YouTube / Repeat, Audio / Lang I/II, Blue / Prime Video / Random

Product Usage Instructions

Powering On and Off:

- To power on the device using the original remote control, press the Power button. To power off the device, press the same Power button again.
- If you are using the replacement remote control, press the Power AV button to power on the device and press it again to power it off.

Navigation and Menu Options:

- Both the original and replacement remote controls have navigation buttons such as Up, Down, Right, and Left. Use these buttons to navigate through menu options and select your desired settings.
- The Guide button on the original remote control is equivalent to the EPG button on the replacement remote control. Use this button to access the electronic program guide.
- The Menu button on the original remote control is equivalent to the D.Menu button on the replacement remote control. Use this button to access the device's main menu.
- The Return button on both remote controls allows you to go back to the previous screen or menu.

Volume and Audio Controls:

- Adjust the volume of the device using the Vol+ and Vol- buttons on both remote controls. The Mute button can be used to mute or unmute the audio.
- If you wish to enable subtitles, press the Subtitle button. To change the audio language, use the Lang I/II button on the replacement remote control, or the Audio button on the original remote control.

Additional Features:

- The List button on both remote controls allows you to access a list of available options or content.
- Use the Red button to perform specific actions depending on the device. On the original remote control, it is associated with TV-related functions, while on the replacement remote control, it may be associated with Netflix or search functions.

FAQ:

Where can I find a replacement remote control for RC3000E02?



































You can find a replacement remote control for RC3000E02 at [this link](#).





















OVERVIEW

RC3000E02



REPLACEMENT PARTS

Original		Replacement	
	Power		Power
	Source		AV / Input / RDS
	1		1
	2		2
	3		3
	4		4
	5		5
	6		6
	7		7
	8		8
	9		9
	0		0
	Guide		Guide / EPG / -/--
	Return		Back / Return
	Eco		D.Menu / Top
	Menu		Menu / Home
	Exit		Exit / Cancel / Clear

	Option		Setup / OPT /
	OK		OK
	Up		Up
	Down		Down
	PR+		CH+ / Page+
	Right/Zoom+		Right
	Left/Zoom-		Left
	PR-		CH- / Page-
	Info		Info / Angle
	Mute		Mute / Dimmer
	Vol+		Vol+
	Vol-		Vol-
	Text		Text / Goto
	Subtitle		Subtitle / EQ
	List		Smart / List
	Red		Red / Netflix / Search
	TV		Display / Media
	Green		Green / APP / Repeat
	Yellow		Yellow / YouTube / Repeat
	O)Lang		Audio / Lang I/II
	Blue		Blue / Prime Video / Random

REMOTE FUNCTIONS



<https://all-remote-controls.co.uk/en/1055812-20196-replacement-remote-control-for-RC-3000-E-02-04TCLTEL0223.html>

Documents / Resources



[Mandis RC-3000-E-02-04 Replacement Remote Control](#) [pdf] Instructions
RC-3000-E-02-04 Replacement Remote Control, RC-3000-E-02-04, Replacement Remote Control, Remote Control

References

- [M Replacement remote control for RC 3000 E 02 \(04TCLTEL0223\)](#)
- [User Manual](#)