




Mandis RC 2040 Remote Control Instructions

[Home](#) » [Mandis](#) » Mandis RC 2040 Remote Control Instructions 

Contents

- [1 Mandis RC 2040 Remote Control](#)
- [2 Product Information](#)
- [3 Product Usage Instructions](#)
- [4 Product Overview](#)
- [5 Remote Using Instructions](#)
- [6 Documents / Resources](#)
 - [6.1 References](#)



Mandis RC 2040 Remote Control



Product Information

Specifications

- **Model:** Mute Power
- **Version:** Original
- **Power Supply:** PP I-II
- **Buttons:** 1 2 3 4 5 6 7 8 9 0 -P

Frequently Asked Questions

- **Q:** How do I know if the device is powered on?
 - **A:** When the device is powered on, you will see a display on the screen indicating that it is active and ready for use.
- **Q:** Can I adjust the volume while the sound is muted?

- **A:** No, the volume adjustment buttons will not work while the sound is muted. You need to unmute the device before adjusting the volume.
- **Q:** What happens if I switch the power supply while the device is turned on?
 - **A:** It is recommended to switch the power supply only when the device is turned off. Switching the power supply while the device is turned on may cause damage to the device or disrupt its functionality.

Product Usage Instructions

Powering On/Off

- To power on the Mute Power, press and hold the Power button (P) for a few seconds until the device turns on.
- To power off, press and hold the Power button again until the device turns off.

Adjusting Volume

- To adjust the volume, use the buttons numbered 1 to 9.
- Pressing the lower-numbered buttons will decrease the volume, while pressing the higher-numbered buttons will increase the volume.
- The volume level will be displayed on the device's screen.

Muting Sound

- To mute the sound, press the Mute button. This will temporarily disable the audio output.
- Press the Mute button again to unmute and restore the sound.

Changing Power Supply


































- To change the power supply, switch the PP I-II button to either position I or II, depending on your power source.
- Ensure that the device is powered off before making any changes to the power supply.






Product Overview














Remote Using Instructions

Original / Recharge


	Mute		Mute / Dimmer
	Power		Power
	PP		Back / Return
	I-II		Audio / Lang I/II
	1		1
	2		2
	3		3
	4		4
	5		5
	6		6
	7		7
	8		8
	9		9
	0		0
	--		Guide / EPG / -/--
	P<P		Fav / Marker / PC
	Menu		Menu / Home

	Info		Info / Angle
	Left		Left
	Up		Up
	P+		CH+ / Page+
	Right		Right
	Down		Down
	P-		CH- / Page-
	Vol-		Vol-
	Vol+		Vol+
	Red/Sound		Red / Netflix / Search
	Red/Sound		Sound / Title
	Green/Picture		Green / APP / Repeat
	Green/Picture		Picture / Format
	Yellow/Feature		Yellow / YouTube / Repeat
	Blue/Install		Blue / Prime Video / Random
	TV		TV/Radio /
	AV		AV / Input / RDS

	[≡]		Text / Goto
	[/≡]	 + 	Shift + Text /
	[≡o]		Sleep / Timer
	[≡+]		Stop / Hold
	[≡x]		Setup / OPT /
	[≡◆]		Zoom / Size
	[≡?]		Smart / List
	[≡i]		Display / Media

<https://tout-telecommandes.fr/fr/1055030-18272-telecommande-de-remplacement-pour-RC-2040-20068713.html>

Documents / Resources

	Mandis RC 2040 Remote Control [pdf] Instructions RC 2040, RC 2040 Remote Control, Remote Control, Control
---	--

References

-  [Télécommande qui remplace RC 2040 \(20068713\)](#)
- [User Manual](#)