



Mandis LD32CGB18 Remote Control Replacement Instructions

[Home](#) » [Mandis](#) » Mandis LD32CGB18 Remote Control Replacement Instructions 

Contents

- [1 Mandis LD32CGB18 Remote Control Replacement](#)
- [2 Specifications](#)
- [3 Product Usage Instructions](#)
- [4 Frequently Asked Questions](#)
- [5 Product Overview](#)
- [6 Remote Using Instructions](#)
- [7 Documents / Resources](#)
 - [7.1 References](#)



Mandis LD32CGB18 Remote Control Replacement



Specifications

- **Model:** LD32CGB18
- **Replacement Model:** K4117H32H
- **Remote Control Type:** Original and Replacement
- **Compatibility:** SA32B45
- **Manufacturer:** Unknown
- **Product Page:** <https://all-remote-controls.co.uk/en/1059007-91687-replacement-remote-control-for-SA32B45.html>

Product Usage Instructions

Original Remote Control – Power Mute

The original remote control has a button labeled “Power Mute” which can be used to turn the power on/off or mute the sound. To turn the power on/off, simply press the “Power Mute” button once. To mute the sound, press the “Power Mute” button again.

Replacement Remote Control – Power Mute / Dimmer

The replacement remote control has a button labeled “Power Mute / Dimmer” which can be used to turn the power on/off or adjust the screen brightness. To turn the power on/off, simply press the “Power Mute / Dimmer” button once. To adjust the screen brightness, press the “Power Mute / Dimmer” button multiple times until the desired brightness level is achieved.

Original Remote Control – Navigation and Menu

The original remote control has several buttons for navigation and menu options.

- “Left”, “Enter”, and “Right” buttons are used for navigating menu options.
- “Menu” button is used to access the main menu.
- “Down” button is used to navigate downwards in menus.
- “Exit” button is used to exit the current menu or sub-menu.

The original remote control also has buttons for volume control, channel selection, favorite channels, sleep timer, and color buttons for additional functions.

Replacement Remote Control – Navigation and Menu

The replacement remote control has similar navigation and menu buttons as the original remote control, but with some differences.

- “AV / Input / RDS” button is used to switch between different audio/video inputs or access the Radio Data System (RDS) feature.
- “D.Menu / Top Menu / Guide / EPG / -/” button is used to access the digital menu, top menu, guide, electronic program guide (EPG), or perform certain functions indicated by “-/”.

The replacement remote control also has buttons for volume control, channel selection, favorite channels, sleep timer, and color buttons for additional functions.

Original and Replacement Remote Control – Radio and Audio Functions

Both the original and replacement remote controls have buttons for radio and audio functions.

- “Radio Audio / I/II” button is used to switch between different audio modes or radio channels.
- “Rec” button is used to start recording audio.

Replacement Remote Control – Additional Functions

The replacement remote control has additional buttons that are not present on the original remote control.

- >>/Tune+ button is used for fast-forwarding or tuning to the next channel.
- “Green / APP / Repeat” button is used for accessing apps or repeating certain actions.
- “Yellow / YouTube / Repeat” button is used for accessing YouTube or repeating certain actions.
- “I>I / Preset+” button is used for changing presets or performing certain actions indicated by “I>I”.

- “Play / Slow” button is used for playing media or slowing down playback.
- “Pause / Step / Freeze” button is used for pausing media, stepping through frames, or freezing the image.
- “Text / Goto” button is used for displaying text or jumping to a specific point in media.
- “Stop / Hold” button is used for stopping media or holding a frame.
- “Picture / Format” button is used for adjusting picture settings or changing the screen format.
- “Subtitle / EQ” button is used for enabling subtitles or adjusting the equalizer settings.
- “Zoom / Size” button is used for zooming in/out or adjusting the screen size.
- “Setup / OPT / TV/Radio / AudPioro/gLranmg I/II” button is used for accessing setup options, optical input, switching between TV and radio modes, or changing audio modes.
- “Rec / Rec Mode” button is used for recording or selecting the recording mode.

Frequently Asked Questions

- **Q:** What is the model of the original remote control?
 - **A:** The model of the original remote control is LD32CGB18.
- **Q:** What is the model of the replacement remote control?
 - **A:** The model of the replacement remote control is K4117H32H.
- **Q:** Where can I find the product page for the replacement remote control?
 - **A:** The product page for the replacement remote control can be found at <https://all-remote-controls.co.uk/en/1059007-91687-replacement-remote-control-for-SA32B45.html>.

Product Overview












Remote Using Instructions

Original / Replacement



































LD32CGB18 (TV)


















	Power		Power
	Mute		Mute / Dimmer
	1		1
	2		2
	3		3
	4		4
	5		5
	6		6
	7		7
	8		8
	9		9
	Source		AV / Input / RDS
	0		0
	Info		Info / Angle
	DMP		D.Menu / Top
	Up		Up
	EPG		Guide / EPG / -/--

	Left		Left
	Enter		OK
	Right		Right
	Menu		Menu / Home
	Down		Down
	Exit		Exit / Cancel / Clear
	Vol +		Vol+
	List		Smart / List
	CH +		CH+ / Page+
	Vol -		Vol-
	CH -		CH- / Page-
	Fav		Fav / Marker / PC
	Sleep		Sleep / Timer
	Index		Display / Media
	Recall		Back / Return
	Red / <<		Red / Netflix / Search
	Red / <<		<< / Tune-

	Green / >>		>> / Tune+
	Green / >>		Green / APP / Repeat
	Yellow / I<<		I<< / Preset-
	Yellow / I<<		Yellow / YouTube / Repeat
	Blue / >>I		Blue / Prime Video / Random
	Blue / >>I		>>I / Preset+
	Text / Play/Pause		Text / Goto
	Text / Play/Pause		Pause / Step / Freeze
	Text / Play/Pause		Play / Slow
	Stop / Still		Stop / Hold
	Timer / Subtitle		Subtitle / EQ
	Size / Aspect		Zoom / Size
	Cancel [=X]	 + 	Shift + Exit / Cancel / Clear
	Radio		TV/Radio /
	Audio / I/II		Audio / Lang I/II
	Rec		Rec / Rec Mode

K4117H32H (DVD)

	Power		Power
	Mute		Mute / Dimmer
	1		1
	2		2
	3		3
	4		4
	5		5
	6		6
	7		7
	8		8
	9		9
	[≡?]/Source		AV / Input / RDS
	0		0
	[≡i]/Info		Info / Angle
	DMP		D.Menu / Top
	Up		Up
	EPG		Guide / EPG / -/--

	Left		Left
	Enter		OK
	Right		Right
	Menu		Menu / Home
	Down		Down
	Exit		Exit / Cancel / Clear
	Vol+		Vol+
	List		Smart / List
	CH+		CH+ / Page+
	Vol-		Vol-
	CH-		CH- / Page-
	♥		Fav / Marker / PC
	Sleep		Sleep / Timer
	Index		Display / Media
	Back		Back / Return
	Red		Red / Netflix / Search
	<<		<< / Tune-

	Green		Green / APP / Repeat
	>>		>> / Tune+
	Yellow		Yellow / YouTube / Repeat
	I<<		I<< / Preset-
	Blue		Blue / Prime Video / Random
	>>I		>>I / Preset+
	Play		Play / Slow
	Pause		Pause / Step / Freeze
	[≡]		Text / Goto
	Stop/Still		Stop / Hold
	[≡+]		Picture / Format
	[≡o]/Subtitle		Subtitle / EQ
	[≡♦]/[+]		Zoom / Size
	[≡x]		Setup / OPT /
	Radio		TV/Radio /
	Audio		Audio / Lang I/II
	Rec		Rec / Rec Mode

<https://all-remote-controls.co.uk/en/1059007-91687-replacement-remote-control-for-SA32B45.html>

Documents / Resources

	Mandis LD32CGB18 Remote Control Replacement [pdf] Instructions LD32CGB18 Remote Control Replacement, LD32CGB18, Remote Control Replacement, Contr ol Replacement
---	---

References

- [M Replacement remote control for SA32B45](#)
- [User Manual](#)

