



Mandis GOLDEN INTERSTAR Xpeed LX2 Remote Control Instructions

[Home](#) » [Mandis](#) » Mandis GOLDEN INTERSTAR Xpeed LX2 Remote Control Instructions 

Contents

- [1 Mandis GOLDEN INTERSTAR Xpeed LX2 Remote Control](#)
- [2 Product Information](#)
- [3 Product Usage Instructions](#)
- [4 FAQs](#)
- [5 Over view](#)
- [6 Button Function](#)
- [7 Documents / Resources](#)
 - [7.1 References](#)

Mandis

Mandis GOLDEN INTERSTAR Xpeed LX2 Remote Control



Product Information

Specifications

- Model: GOLDEN-INTERSTAR XPEED LX2
- Power: Original and Replacement
- Buttons: Power, OK, 1, Right, 2, Menu (or Home), 3, 4, Down, Exit (or Cancel or Clear), 5, Info (or Angle), 6, Media (or Display), 7, Back (or Return), 8, Vol +, 9, Mute (or Dimmer), Prev., EPG (Electronic Program Guide) Up, FAV (Favorite) Left, >>I (or Preset+), CH- (or Page-), Red, Green, Yellow, Blue

Product Usage Instructions

Power

The GOLDEN-INTERSTAR XPEED LX2 comes with both an original and a replacement power button. You can use either of them to turn the device on or off.

Menu / Home

Press the Menu or Home button (number 2) to access the main menu or go back to the home screen.

Navigation

Use the directional buttons (numbers 1, 3, 4, and 6) to navigate through different options and menus.

OK

The OK button (number 5) can be used to confirm selections or execute commands.

Volume Control

Adjust the volume by pressing the Vol + button (number 8). You can mute the sound by pressing the Mute button (number 9).

Channel Selection

Change channels using the numbered buttons (numbers 0-9). Press the desired number to directly access a specific channel.

Media Control

The Media button (number 7) allows you to control media playback or display options.

Additional Functions

The remote control offers additional functions such as Info (or Angle), Back (or Return), and various colored buttons (Red, Green, Yellow, Blue). These buttons may have different functionalities depending on the context or application in use.

FAQs

1. Where can I find a replacement remote control for the GOLDEN-INTERSTAR XPEED LX2?

You can find a replacement remote control for GOLDEN-INTERSTAR XPEED LX2 [here](#).

2. How do I access the Electronic Program Guide (EPG)?

To access the EPG, press the EPG button or the Guide button (number >>I or Preset+).

3. How do I change the channel?

Use the numbered buttons (0-9) to directly enter the desired channel number and press OK to confirm.

Alternatively, you can use the Up and Down buttons (numbers 4 and 5) to navigate through channels.

Over view






Button Function

Original		Replacement		Original		Replacement	
	Power		Power		OK		OK
	1		1		Right		Right
	2		2		Menu		Menu / Home
	3		3		Down		Down
	4		4		Exit		Exit / Cancel / Clear
	5		5		Info		Info / Angle
	6		6		Media		Display / Media
	7		7		Back		Back / Return
	8		8		Vol +		Vol+
	9		9		Mute		Mute / Dimmer
	< Prev.		I<< / Preset-		CH +		CH+ / Page+
	0		0		Vol -		Vol-
	Next >		>>I / Preset+		CH -		CH- / Page-
	EPG		Guide / EPG / -/-		Red		Red / Netflix / Search
	Up		Up		Green		Green / APP / Repeat
	FAV		Fav / Marker / PC		Yellow		Yellow / YouTube / Repeat
	Left		Left		Blue		Blue / Prime Video / Random

Original		Replacement	
	<<		<< / Tune-
	Play / Pause		Play / Slow
	Play / Pause		Pause / Step / Freeze
	Stop		Stop / Hold
	>>		>> / Tune+
	Rec		Rec / Rec Mode
	Timer	+	Shift + Sleep / Timer
	Web		Smart / List
	Plugin		Picture / Format
	Audio		Audio / Lang I/II
	PIP		Zoom / Size
	Subtitle		Subtitle / EQ
	Sleep		Sleep / Timer
	Text		Text / Goto
	TV	+	Shift + 1
	Radio		TV/Radio /
	Help		AV / Input / RDS

Documents / Resources

	<p>Mandis GOLDEN INTERSTAR Xpeed LX2 Remote Control [pdf] Instructions GOLDEN INTERSTAR Xpeed LX2, GOLDEN INTERSTAR Xpeed LX2 Remote Control, Remote Control, Control</p>
	<p>Mandis GOLDEN INTERSTAR XPEED LX2 Remote Control [pdf] Instructions GOLDEN INTERSTAR XPEED LX2, GOLDEN INTERSTAR XPEED LX2 Remote Control, Remote Control, Control</p>
	<p>Mandis GOLDEN INTERSTAR XPEED LX2 Remote Control [pdf] Instructions GOLDEN INTERSTAR XPEED LX2, GOLDEN INTERSTAR XPEED LX2 Remote Control, Remote Control, Control</p>

References

- [M Replacement remote control for GOLDEN INTERSTAR Xpeed LX2](#)
- [User Manual](#)