




Mandis CU-PD055 Remote Control Instructions

[Home](#) » [Mandis](#) » Mandis CU-PD055 Remote Control Instructions 

Contents

- [1 Mandis CU-PD055 Remote Control](#)
- [2 Product Information](#)
- [3 Product Usage Instructions](#)
- [4 FAQ](#)
- [5 Remote Using Instructions](#)
- [6 Documents / Resources](#)
 - [6.1 References](#)
- [7 Related Posts](#)

Mandis

Mandis CU-PD055 Remote Control



Product Information

Specifications

- **Product Name:** Pioneer CU-PD055
- **Compatibility:** Replacement remote control for Pioneer devices
- **Model Number:** PWW1058

Product Usage Instructions

Power and Playback Controls

- To power the device on or off, press the “Open/Close” button. To start playback, press the “Play” button.
- Use the “Stop” button to stop the playback. Press the “Pause” button to pause the playback.

Repeat and Random Play

- The “Repeat” button allows you to repeat a specific track or playlist. The “Random Play” button enables random playback of tracks or playlists.

Manual Navigation

- Use the “Manual” button to access the manual navigation mode.
- This mode allows you to browse through different sections of the content.

Index and Numbered Buttons

- The “Index” button allows you to access the index of available content.
- The numbered buttons (1-10) can be used to directly select a specific track or playlist.

Replacement Controls

If you are using a replacement remote control, the following additional buttons are available:

- “Eject” – Use this button to eject the disc or media.
- “Text” – Press this button to access the text function.
- “TV/R” – Use this button to switch between TV and radio modes.
- “Left/Right” – These buttons allow you to navigate left or right through menus and options.
- “Guide” – Press this button to access the guide function.
- “Pre Ch” – Use this button to switch to the previous channel.
- “Exit” – Press this button to exit the current menu or mode.
- “Smart Sleep” – Use this button to activate the Smart Sleep feature.
- “AV” – Press this button to switch to the AV input mode.

Additional Controls

- The remote control also features additional buttons such as “+10”, “20”, “Clear”, “Check”, “PGM”, and “Time”.
- These buttons have specific functions related to programming, time settings, and navigation.

FAQ

- **Q:** What devices are compatible with the Pioneer CU-PD055 remote control?
 - **A:** The Pioneer CU-PD055 remote control is compatible with various Pioneer devices. Please refer to the product specifications or contact Pioneer customer support for a detailed compatibility list.
- **Q:** How can I access the index of available content?
 - **A:** Press the “Index” button on the remote control to access the index of available content.
- **Q:** How do I navigate through different sections of the content?
 - **A:** In the manual navigation mode, use the “Manual” button to browse through different sections of the content.
- **Q:** Can I use a replacement remote control with the Pioneer CU-PD055?
 - **A:** Yes, you can use a replacement remote control with the Pioneer CU-PD055. However, please ensure



















that the replacement remote control is compatible with your specific Pioneer device.

Remote Using Instructions

Original / Replacement





	Open/Close		Eject
	Play		Play
	Stop		Stop
	Pause		Pause
	Repeat		Text
	Random Play		TV/R
	Manual >>		>>
	<< Manual		<<
	I<< Track		I<<
	Track >>I		>>I
	< Index		Left
	Index >		Right
	1		1
	2		2
	3		3
	4		4
	5		5

	6		6
	7		7
	8		8
	9		9
	10		0
	+10		Guide
	≥20		Pre Ch
	Clear		Exit
	Check		Smart
	PGM		Sleep
	Time		AV

<https://all-remote-controls.co.uk/en/Pioneer/1063049-5689-replacement-remote-control-for-Pioneer-CU-PD055-PWW1058.html>

Documents / Resources

	Mandis CU-PD055 Remote Control [pdf] Instructions CU-PD055, PWW1058, CU-PD055 Remote Control, CU-PD055, Remote Control, Control
	Mandis CU-PD055 Remote Control [pdf] Instructions CU-PD055 Remote Control, CU-PD055, Remote Control, Control

References

- [Replacement remote control for PIONEER CU-PD055 \(PWW1058\)](#)
- [User Manual](#)