



Mandis AKB72915207 Equivalent Remote Control Instructions

[Home](#) » [Mandis](#) » Mandis AKB72915207 Equivalent Remote Control Instructions 

Contents

- [1 Mandis AKB72915207 Equivalent Remote Control](#)
- [2 Product Information](#)
- [3 Product Usage Instructions](#)
- [4 KEYS FUNCTIONS](#)
- [5 Documents / Resources](#)
 - [5.1 References](#)
- [6 Related Posts](#)



Mandis AKB72915207 Equivalent Remote Control



Product Information

- **Specifications**
 - **Model:** LG AKB72915207
 - **Compatibility:** LG TVs
 - **Power Source:** 2 AAA batteries (not included)
 - **Color:** Black
 - **Dimensions:** 6.5 inches x 2 inches x 0.5 inches
 - **Weight:** 0.1 lbs

Product Usage Instructions

- **Power Energy/Saving**
 - The Power Energy/Saving button allows you to enable or disable the power-saving mode on your TV. When enabled, the TV will automatically enter a low-power state when not in use for a certain period of time.

- **AV Mode Input**

- The AV Mode Input button is used to switch between different audio/video input modes on your TV. Press the button repeatedly to cycle through the available options.

- **Tv/Radio**

- The Tv/Radio buttons allow you to switch between TV and radio modes on your TV. Press the corresponding button to switch to the desired mode.

- **List Q.View**

- The List Q.View button allows you to access a list or quick view of available channels or content. Press the button to open the list view, and use the navigation buttons to scroll through the options.

- **Replacement**

- The Replacement button is used to replace the current remote control with a new one. This feature is useful if your original remote control is lost or not functioning properly. Follow the manufacturer's instructions to pair the replacement remote control with your TV.

- **Power 3D**

- The Power 3D button is used to enable or disable the 3D mode on your TV. This feature is applicable if your TV supports 3D content. Press the button to toggle the 3D mode on or off.

- **Media AV TV/R**

- The Media AV TV/R buttons are used to switch between different media sources or input modes on your TV. Press the corresponding button to select the desired input source.

- **Sleep**

- The Sleep button allows you to set a sleep timer on your TV. When activated, the TV will automatically turn off after a specified period of time. Press the button repeatedly to cycle through the available sleep timer options or disable the sleep timer.
- FAV/Mark Ratio Vol+ VolMute PR+ PRMenu Guide
- These buttons are used for various functions such as accessing favorite channels, adjusting volume, muting audio, navigating through channels, accessing the program menu, and viewing the TV guide. Refer to the user manual for detailed instructions on using these buttons.
- Q.Menu Back Info Exit Up Down Right Left
- The Q.Menu Back Info Exit buttons are used for menu navigation and accessing additional information. Use the directional buttons (Up, Down, Right, Left) to navigate through menus, and press the corresponding button to select or exit a menu option.

- **FAQ**


















- **Q:** How do I replace the batteries in the remote control?
- **A:** To replace the batteries, locate the battery compartment on the back of the remote control. Open the compartment and remove the old batteries. Insert two new AAA batteries, making sure to match the polarity markings. Close the battery compartment securely.
- **Q:** How do I pair the replacement remote control with my TV?
- **A:** The process of pairing the replacement remote control may vary depending on the specific model of your TV. Please refer to the manufacturer's instructions or contact customer support for detailed guidance on pairing the remote control with your TV.
- **Q:** Can I use the remote control with other LG devices?
- **A:** The LG AKB72915207 remote control is designed for use with LG TVs. It may not be compatible with other LG devices such as Blu-ray players or sound systems. Please check the compatibility of the remote



































control before using it with other devices.

- **Q:** Where can I purchase a replacement remote control?
- **A:** You can purchase a replacement remote control for the LG
- **AKB72915207** model from the following website: <https://all-remote-controls.co.uk/en/LG/1038949-5125-replacement-remote-control-for-LG-AKB72915207.html>.

KEYS FUNCTIONS




Original		Replacement	
	Power		Power
	Energy/Saving		3D
	AV Mode		Media
	Input		AV
	Tv/Radio		TV/R
	1		1
	2		2
	3		3
	4		4
	5		5
	6		6
	7		7
	8		8
	9		9
	0		0
	List		List
	Q.View		Sleep

Original		Replacement	
	FAV/Mark		Pre Ch
	Ratio		Format
	Vol+		Vol +
	Vol-		Vol -
	Mute		Mute
	PR+		Ch +
	PR-		Ch -
	Menu		Menu
	Guide		Guide
	Q.Menu		D. Menu
	Back		Back
	Info		Info
	Exit		Exit
	Up		Up
	Down		Down
	Right		Right
	Left		Left

Original	Replacement	Original	Replacement
 OK	 Ok		
 Red	 Red		
 Green	 Green		
 Yellow	 Yellow		
 Blue	 Blue		
 Text	 Text		
 T.Opt	 Options		
 Subtitle	 Subt		
 Stop	 Stop		
 Play	 Play		
 Pause	 Pause		
 <<	 <<		
 >>	 >>		
 Simplink	 Smart		

<https://wall-remote-controls.co.uk/en/LG/1038949-5125-replacement-remote-control-for-LG-AKB72915207.html>.

Documents / Resources

	Mandis AKB72915207 Equivalent Remote Control [pdf] Instructions AKB72915207 Equivalent Remote Control, AKB72915207, Equivalent Remote Control, Remote Control, Control
---	---

References

- [M Replacement remote control for LG AKB72915207](#)
- [User Manual](#)

