



Mandis Airis008 Replacement Remote Control Instructions

[Home](#) » [Mandis](#) » Mandis Airis008 Replacement Remote Control Instructions 

Contents

- [1 Mandis Airis008 Replacement Remote Control](#)
- [2 Product Information](#)
- [3 Product Usage Instructions](#)
- [4 OVERVIEW](#)
- [5 BUTTON FUNCTION](#)
- [6 Documents / Resources](#)
 - [6.1 References](#)
- [7 Related Posts](#)



Mandis Airis008 Replacement Remote Control



Product Information

Specifications

- Model: Airis008
- Power: Battery-operated
- Remote Control Type: Replacement
- Compatible with: Airis TV
- Color: Black
- Dimensions: (L) x (W) x (H)
- Weight:

Product Usage Instructions

Power On/Off

To power on the TV, press the “Power” button located at the top left corner of the remote control. To power off the

TV, press and hold the “Power” button for a few seconds until the TV turns off.

Mute

To mute the TV, press the “Mute” button located at the top right corner of the remote control. Press the “Mute” button again to unmute the TV.

Volume Control

To adjust the volume, use the “Vol+” and “Vol-” buttons located in the middle of the remote control. Press the “Vol+” button to increase the volume and the “Vol-” button to decrease the volume.

Navigating Menus and Channels

Use the arrow buttons (up, down, left, right) located in the center of the remote control to navigate through menus and channels. Press the “OK/OPC” button in the center to select an option or confirm a selection.

Accessing TV Guide and Electronic Program Guide (EPG)

To access the TV guide and electronic program guide, press the “Guide/EPG” button located in the middle row of the remote control. Use the arrow buttons to navigate through the guide and select a program to watch.

Changing Channels

Use the “CH+” and “CH-” buttons located in the middle row of the remote control to change channels. Press the “CH+” button to go to the next channel and the “CH-” button to go to the previous channel.

Additional Functions

The remote control also includes additional functions such as “Menu/Home”, “Page+”, “Tune+”, “Info”, “Audio”, “Exit”, and colored buttons (Red/Fav+, Green/Radio/TV, Yellow/Help). These buttons can be used for specific functions depending on the TV model and settings.

Frequently Asked Questions (FAQ)

- Q: How do I replace the battery in the remote control?

A: To replace the battery, locate the battery compartment on the back of the remote control. Open the compartment and remove the old battery. Insert a new battery following the polarity markings (+/-) and close the compartment securely.

- Q: Can I use this remote control with other TV brands?

A: This remote control is specifically designed for Airis TVs. It may not work with other TV brands.



















- Q: Where can I purchase a replacement remote control?


A: You can purchase a replacement remote control for Airis TVs from authorized retailers or online stores. Visit this link for more information.

OVERVIEW





BUTTON FUNCTION

Original		Recharge	
	Power		Power
	Mute		Mute / Dimmer
	1		1
	2		2
	3		3
	4		4
	5		5
	6		6
	7		7
	8		8
	9		9
	Menu		Menu / Home
	0		0
	Guia		Guide / EPG / -/--
	Vol+		Vol+
	↑		>> / Tune+
	C+		CH+ / Page+

	Vol-		Vol-
	↓		<< / Tune-
	C-		CH- / Page-
	Up		Up
	Left		Left
	OK/OPC		OK
	Right		Right
	Salir		Exit / Cancel / Clear
	Down		Down
	Info		Info / Angle
	Audio		Audio / Lang I/II
	"		Setup / OPT /
	[=]		Text / Goto
	←		Back / Return
	Red/Fav+		Red / Netflix / Search
	Green/Radio/TV		Green / APP / Repeat
	Yellow/Ayuda		Yellow / YouTube / Repeat
	Blue/Aceptar		Blue / Prime Video / Random

<https://tout-telecommandes.fr/fr/Airis/1066588-82803-telecommande-de-remplacement-pour-Airis-Airis008.html>

Documents / Resources

	<p>Mandis Airis008 Replacement Remote Control [pdf] Instructions</p> <p>Airis008 Replacement Remote Control, Airis008, Replacement Remote Control, Remote Control</p>
	<p>Mandis Airis008 Replacement Remote Control [pdf] Instructions</p> <p>Airis008 Replacement Remote Control, Airis008, Replacement Remote Control, Remote Control</p>

References

- [User Manual](#)

[Manuals+](#), [Privacy Policy](#)