




Mandis AA59-00312B Remote Controls Instructions

[Home](#) » [Mandis](#) » Mandis AA59-00312B Remote Controls Instructions 

Contents

- [1 Mandis AA59-00312B Remote Controls](#)
- [2 Product Information](#)
- [3 Product Usage Instructions](#)
- [4 Product Overview](#)
- [5 Remote Using Instructions](#)
- [6 Documents / Resources](#)
 - [6.1 References](#)



Mandis AA59-00312B Remote Controls



Product Information

The Samsung AA59-00312B is a remote control designed for use with Samsung TM75 television models. It is an original remote control produced by Samsung.

Specifications

- **Model:** AA59-00312B
- **Compatibility:** Samsung TM75 television models
- **Power:** Requires 2 AAA batteries (not included)

FAQ

- **Q:** Where can I find a replacement remote control for Samsung AA59-00312B?
 - **A:** You can find a replacement remote control for Samsung AA59-00312B on the following website:
[Replacement Remote Control for Samsung AA59-00312B](#)
- **Q:** Which Samsung TV models are compatible with the AA59-00312B remote control?
 - **A:** The AA59-00312B remote control is compatible with Samsung TM75 television models.
- **Q:** What type of batteries does the AA59-00312B remote control require?
 - **A:** The AA59-00312B remote control requires 2 AAA batteries (not included).

Product Usage Instructions

Power and Volume Control:

- To turn the TV on or off, press the “Power” button.
- Use the number buttons (1-9) to directly select a channel. Adjust the volume by pressing the “Vol+” or “Vol-” buttons.

Navigation and Menu:

- Use the arrow buttons (Up, Down, Left, Right) to navigate through menus and options.
- Press the “OK” button to confirm selections.

Input and Source Selection:

- Press the “AV/Input” button to cycle through different input sources such as HDMI, VGA, or component.
- Use the arrow buttons to highlight the desired source, then press “OK” to select it.

Mute and Audio Control:

- To mute the TV, press the “Mute” button. Adjust the audio settings by pressing the “Audio/Lang I/II” button.
- Use the arrow buttons to navigate through audio options and press “OK” to confirm.

Additional Functions




























































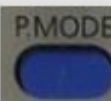
- The remote control includes additional functions such as accessing TV information, adjusting picture settings, enabling subtitles, and setting sleep timers.
- Refer to the user manual for detailed instructions on these functions.

Product Overview



Remote Using Instructions

Original / Replacement

	Power		Power		Vol-		Vol-
	1		1		P-		CH- / Page-
	2		2		Menu/[=i]		Menu / Home
	3		3		TV		TV/Radio /
	4		4		Info/[=?]		Info / Angle
	5		5		Up		Up
	6		6		Exit		Exit / Cancel / Clear
	7		7		Left		Left
	8		8		Enter		OK
	9		9		Right		Right
	-/--/[=+]		Guide / EPG / -/--		Down		Down
	0		0		[=]TTX/MIX		Text / Goto
	PRE-CH		Back / Return		[=o]		Audio / Lang I/II
	Vol+		Vol+		[=♦]/P.Size/[<>]		Zoom / Size
	P+		CH+ / Page+		[=♦]/Sleep/Timer		Sleep / Timer
	Video/[=_]		AV / Input / RDS		Red		Red / Netflix / Search
	Mute		Mute / Dimmer		Green		Green / APP / Repeat
		Yellow				Yellow / YouTube / Repeat	
		Blue/P.Mode				Blue / Prime Video / Random	

<https://all-remote-controls.co.uk/en/Samsung/1066153-3579-replacement-remote-control-for-Samsung-TM75-AA59-00312B.html>



[Mandis AA59-00312B Remote Controls](#) [pdf] Instructions
AA59-00312B, AA59-00312B Remote Controls, Remote Controls, Controls

References

- [M Replacement remote control for SAMSUNG TM75 \(AA59-00312B\)](#)
- [User Manual](#)