



MAAn GB042WJSA Sharp Remote Control Instructions

[Home](#) » [MAAn](#) » MAn GB042WJSA Sharp Remote Control Instructions 

Contents

- [1 MAn GB042WJSA Sharp Remote Control](#)
- [2 Product Information](#)
- [3 Product Usage Instructions](#)
- [4 OVERVIEW](#)
- [5 Documents / Resources](#)
 - [5.1 References](#)
- [6 Related Posts](#)

MAN

MAAn GB042WJSA Sharp Remote Control



Product Information

Specifications

- **Product Model:** Sharp GB042WJSA
- **Power Input: Original:** 1 2 3 4 5 6 7 8 9 0 EPG DTV/ATV ASPECT FREEZE O/I/II, Replacement: Power AV 1 2 3 4 5 6 7 8 9 0
- **Buttons: Original:** AD [i+]/[i] P+ PVOL + VOL MUTE TEXT [] [...] Timer EXIT // > < OK MENU, Replacement: + Shift + Subt Info Ch + Ch – Vol + Vol – Mute Text Subt + Shift + AV Exit Up Down Right Left Ok Menu

Product Usage Instructions

Power Input

- The power input buttons allow you to control the power settings of the device.

- The original remote has buttons numbered from 1 to 0, EPG, DTV/ATV, ASPECT, FREEZE, and O/I/II.
- The replacement remote has buttons labeled Power and AV followed by numbers from 1 to 0.

Buttons

- The buttons on the original remote include AD [i+]/[i], P+ PVOL + VOL, MUTE, TEXT [] [...], Timer, EXIT, /, /, >, <, OK, and MENU.
- The replacement remote has buttons labeled +, Shift, Subt, Info, Ch +, Ch -, Vol +, Vol -, Mute, Text, Subt, Shift, AV, Exit, Up, Down, Right, Left, Ok, and Menu.

FAQ

Q: Where can I find a replacement remote control for Sharp GB042WJSA?



































- **A:** You can find a replacement remote control for Sharp GB042WJSA at this link.

Q: How many pages are there in the user manual?

- **A:** The user manual consists of 2 pages. You can find the second page at this link.

OVERVIEW



Original	Replacement
 POWER	 Power
 INPUT	 AV
 1	 1
 2	 2
 3	 3
 4	 4
 5	 5
 6	 6
 7	 7
 8	 8
 9	 9
 0	 0
 EPG	 Guide
 DTV/ATV	 TV/R
 ASPECT	 3D
 FREEZE	 Pause
 O/I/II	 Dual


Original	Replacement
 AD	 Shift + Subt
 [i+]/[≡i]	 Info
 P+	 Ch +
 P-	 Ch -
 VOL +	 Vol +
 VOL -	 Vol -
 MUTE	 Mute
 TEXT [≡]	 Text
 [...]	 Subt
 Timer	 Shift + AV
 EXIT	 Exit
 ^	 Up
 v	 Down
 >	 Right
 <	 Left
 OK	 Ok
 MENU	 Menu



Original		Replacement	
	RETURN		Back
	RED		Red
	GREEN		Green
	YELLOW		Yellow
	BLUE		Blue
	REVEAL [=?]		Eject
	TEXT HOLD		D. Menu
	TEXT SIZE		Format
	[=x]		Options

[Sharp GB042WJSA](#)

Documents / Resources

	MAn GB042WJSA Sharp Remote Control [pdf] Instructions GB042WJSA Sharp Remote Control, GB042WJSA, Sharp Remote Control, Remote Control, Control
---	---

References

- [Replacement remote control for SHARP GB042WJSA \(RRMCGB042WJSA2\)](#)

- [User Manual](#)

[Manuals+](#), [Privacy Policy](#)

This website is an independent publication and is neither affiliated with nor endorsed by any of the trademark owners. The "Bluetooth®" word mark and logos are registered trademarks owned by Bluetooth SIG, Inc. The "Wi-Fi®" word mark and logos are registered trademarks owned by the Wi-Fi Alliance. Any use of these marks on this website does not imply any affiliation with or endorsement.